

Building for the Future



Professional Solutions.

Industry Leader.

World-Class Service.



Professional Grade Basins & Accessories Catalog



Standard Terms and Conditions of Sale

General

All sales and transactions are subject to Topp Industries' "Standard Terms and Conditions of Sale" unless otherwise stated in a sales contract.

Prices

All prices are subject to change without notice and are subject to any increases that may be in effect on the date of shipment. Prices are F.O.B. Rochester, Indiana 46975, unless otherwise stated in the sales contract.

Payment Terms: Terms and conditions of payment will show on invoices at the time of shipment or as may be otherwise stated in writing by an officer of Topp Industries, Inc. Topp Industries, Inc. reserves the right to add a finance charge on all past due accounts. If a finance charge is added, it will be at the rate of 1½% monthly, 18% annually.

Orders: All orders taken by Topp Industries, Inc. representatives are subject to acceptance and approval by Topp Industries, Inc. in Rochester, Indiana. Orders entered directly to Topp Industries, Inc. are subject to the same acceptance and approval. Orders that include "custom" specifications must have all specifications provided in writing at the time the order is entered.

Packaging

Equipment will be packaged or boxed in accordance with Topp Industries, Inc. standard policies and in such a way as to protect the equipment during shipment. Any "special" packaging requests can be made directly to Topp Industries, Inc. and may or may not require an additional charge.

Freight & Shipment Policy

Promised ship dates are approximate and in no way affect the terms of sale unless otherwise stated in writing by an officer of Topp Industries, Inc. Requests for specific shipping methods or carriers can be made directly to Topp Industries, Inc. on collect shipments. On full freight allowed shipments Topp Industries, Inc. reserves the right to choose shipping methods and carriers.

Warranty

See limited warranty (inside back cover of this catalog).

Claims

No claims for allowances shall be considered unless presented immediately upon the receipt of goods; nor will Topp Industries, Inc. be held responsible for breakage or shortage after equipment is delivered and accepted by the carrier. All claims are subject to the terms and conditions of the Topp Industries, Inc. limited warranty.

Returns

Equipment can be returned for credit only after receiving written authorization and RGA number (return goods authorization number) from Topp Industries, Inc. All equipment must carry the RGA number to be accepted by Topp Industries, Inc. All returned equipment is subject to a restocking fee. "Custom" orders or stock equipment that has been modified (e.g. inlet hole cut) cannot be returned.




TABLE OF CONTENTS

- Poly Basins, Covers & Accessories 3-18
- Septic Tank Risers, Covers & Accessories..... 19-20
- Fiberglass Basins, Covers & Extensions 21-32
- Premium Fiberglass Basins33
- Fiberglass Basin Accessories..... 34-37
- Fiberglass Triple Garage Systems..... 38-39
- Poly & Fiberglass Rectangular Valve Vaults,
Extensions & Covers40
- Stainless Steel (SGR) Guiderail Kits 41-43
- Freeflo Base Elbow System 44-46
- Packaged Lift Stations 47-101
- Uniseals 102
- Limited Warranty.....Inside back cover



Poly Basins, Covers & Accessories

Polyethylene and Structural Foam Basin & Cover Packages

DESCRIPTION		PART No.	PRICE
SINK TRAY SYSTEMS			
	<p>12" x 14" x 16" Rectangular Sump Box System</p> <p>Perfect for larger capacity needs of commercial applications such as restaurants, cocktail lounges and other related areas. Includes vent and discharge "ringer" grommets. (11 U.S. Gallon Capacity)</p>	With 1½" FPT Inlet	B1000
	<p>E-Series "The Cube" Sump Basin</p> <p>The E-Series "The Cube" Sump Basin from TOPP is constructed of durable, corrosion-resistant structural foam with a gas and water-tight cover. This basin is the perfect solution to your home water handling needs for wet bars and laundry drainage, as well as for excess drainage from air conditioners, dehumidifiers and more. (6 U.S. Gallon Capacity)</p>	The Cube	E1-1100
	<p>13" x 13" Recessed Rolled Top</p> <p>The Recessed Roll Top provides a neat and clean appearance for under the bar or in the open. Includes standard 1½" vent and discharge "ringer" grommets. (7 U.S. Gallon Capacity)</p>	"LiL' Blue"	B11SPRRT
		"LiL' Black"	B11SPBRRT



Poly Basins, Covers & Accessories

Polyethylene and Structural Foam Basin & Cover Packages

DESCRIPTION	PART No.	PRICE
-------------	----------	-------

ECONOMY BASINS



14" x 24" Poly Basin

Designed for the long-term reliability with extreme economy in mind. (15 U.S. Gallon Capacity)

Undrilled, No Grommet	B1400
Single Hole Poly Cover	C14WPE

Undrilled, No Grommet	B2200
Perforated	B2200P
w/4" Grommet Inlet Drilled	B22001
w/4" Grommet Inlet Undrilled	B22001UD
w/4" Grommet Inlet Undrilled	B22001DH
w/4" Grommet Hub Inlet drilled	B22002
w/4" Grommet Hub Inlet Undrilled	B22002UD
w/4" Composite Hub - MTD	B22003

Poly Economy Slotted Cover	C18LPN
14g Solid Steel Cover †	C18WSL
14g 2½" Single Hole Steel Cover	C18WSE
14g Simplex Steel Cover	C18SS
2-Piece Simplex Steel Cover	C18TS
Solid Non-Skid Fg Cover	C18WFNSTP
Simplex Non-Skid Fg Cover	C18FSNSTP
E-Series Slotted Foam Cover	E-C18SLOT
E-Series Solid Foam Cover	E-C18EWSF
E-Series Single Hole Foam Cover	E-C18EWSFE
E-Series Simplex Foam Cover-2X2 Grom	E-C18G-2
E-Series Simplex Foam Cover-2X3 Grom	E-C18G-3
E-Series Simplex Foam Cover w/Flanges	E-C18F
E-Series Simplex Two-Piece Foam Cover	E-C18TSF



18" x 22" Poly Basin

Exceptionally high impact-resistant with a variety of cover options. (22 U.S. Gallon Capacity)

Undrilled, No Grommet	B1824
w/4" Grommet - Inlet Drilled	B18241
w/4" Grommet - Inlet Undrilled	B18241UD
w/4" Grommet - Hub Inlet Drilled	B18242
w/4" Grommet - Hub Inlet Undrilled	B18242UD
w/4" Composite Hub - MTD	B18243

Poly Economy Slotted Cover	C18LPN
14g Solid Steel Cover	C18WSL
14g 2½" Single Hole Steel Cover †	C18WSE
14g Simplex Steel Cover	C18SS
Solid Non-Skid Fg Cover	C18WFNSTP
Simplex Non-Skid Fg Cover	C18FSNSTP
E-Series Slotted Foam Cover	E-C18SLOT
E-Series Solid Foam Cover	E-C18EWSF
E-Series Single Hole Foam Cover	E-C18EWSFE
E-Series Simplex Foam Cover-2X2 Grom	E-C18G-2
E-Series Simplex Foam Cover-2X3 Grom	E-C18G-3
E-Series Simplex Foam Cover w/Flanges	E-C18F
E-Series Simplex Two-Piece Foam Cover	E-C18TSF



18" x 24" Poly Basin

Manufactured using the highest grade of polyethylene resin to assure years of trouble-free performance. (24 U.S. Gallon Capacity)

Undrilled, No Grommet	B1824
w/4" Grommet - Inlet Drilled	B18241
w/4" Grommet - Inlet Undrilled	B18241UD
w/4" Grommet - Hub Inlet Drilled	B18242
w/4" Grommet - Hub Inlet Undrilled	B18242UD
w/4" Composite Hub - MTD	B18243

Poly Economy Slotted Cover	C18LPN
14g Solid Steel Cover	C18WSL
14g 2½" Single Hole Steel Cover †	C18WSE
14g Simplex Steel Cover	C18SS
Solid Non-Skid Fg Cover	C18WFNSTP
Simplex Non-Skid Fg Cover	C18FSNSTP
E-Series Slotted Foam Cover	E-C18SLOT
E-Series Solid Foam Cover	E-C18EWSF
E-Series Single Hole Foam Cover	E-C18EWSFE
E-Series Simplex Foam Cover-2X2 Grom	E-C18G-2
E-Series Simplex Foam Cover-2X3 Grom	E-C18G-3
E-Series Simplex Foam Cover w/Flanges	E-C18F
E-Series Simplex Two-Piece Foam Cover	E-C18TSF

DESCRIPTION	PART No.	PRICE
-------------	----------	-------

ECONOMY BASINS



18" x 30" Poly Basin

Designed for new construction and retrofit applications. (30 U.S. Gallon Capacity)

Undrilled - No Grommet	B2400
w/4" Grommet - Inlet Drilled	B24001
w/4" Grommet - Inlet Undrilled	B24001UD
w/(2) 4" Grommet - Inlet Drilled ▲	B24001DH
w/4" Grommet Hub - Inlet Drilled	B24002
w/4" Grommet Hub - Inlet Undrilled	B24002UD
w/4" Composite Hub - MTD	B24003
14g Simplex Steel Cover	C18SS
2-Piece 14g Simplex Steel Cover	C18TS
Solid Non-Skid Fg Cover	C18WFNSTP
Simplex Non-Skid Fg Cover	C18FSNSTP
E-Series Slotted Foam Cover	E-C18SLOT
E-Series Solid Foam Cover	E-C18EWSF
E-Series Single Hole Foam Cover	E-C18EWSFE
E-Series Simplex Foam Cover-2X2 Grom	E-C18G-2
E-Series Simplex Foam Cover-2X3 Grom	E-C18G-3
E-Series Simplex Foam Cover w/Flanges	E-C18F
E-Series Simplex Two-Piece Foam Cover	E-C18TSF



24" x 24" Poly Basin

Offers years of trouble free performance. (43 U.S. Gallon Capacity)

Undrilled, No Grommet	B3100
w/4" Grommet - Inlet Drilled	B31001
w/4" Grommet - Inlet Undrilled	B31001UD
w/4" Grommet Hub - Inlet Drilled	B31002
w/4" Grommet Hub - Inlet Undrilled	B31002UD
w/4" Composite Hub - MTD	B31003
14g Simplex Steel Cover	C24SSL
12g Simplex Steel Cover	
(1) Pump Access Plate	C24-12SSA
Solid Non-Skid Fg Cover	C24WFNSTP
Simplex Non-Skid Fg Cover	C24FSNSTP
E-Series Solid Foam Cover	E-C24EWSF
E-Series Single Hole Foam Cover	E-C24EWSFE
E-Series Simplex Foam Cover-2X2 Grom	E-C24G-2
E-Series Simplex Foam Cover-2X3 Grom	E-C24G-3
E-Series Simplex Foam Cover w/Flanges	E-C24F



24" x 30" Poly Basin

Using the highest grade of polyethylene for long-term reliability. (54 U.S. Gallon Capacity)

Undrilled, No Grommet	B3300
w/4" Grommet - Inlet Drilled	B33001
w/4" Grommet - Inlet Undrilled	B33001UD
w/4" Grommet Hub - Inlet Drilled	B33002
w/4" Grommet Hub - Inlet Undrilled	B33002UD
w/4" Composite Hub - MTD	B33003
14g Simplex Steel Cover	C24SSL
12g Simplex Steel Cover	
(1) Pump Access Plate	C24-12SSA
Solid Non-Skid Fg Cover	C24WFNSTP
Simplex Non-Skid Fg Cover	C24FSNSTP
E-Series Solid Foam Cover	E-C24EWSF
E-Series Single Hole Foam Cover	E-C24EWSFE
E-Series Simplex Foam Cover-2X2 Grom	E-C24G-2
E-Series Simplex Foam Cover-2X3 Grom	E-C24G-3
E-Series Simplex Foam Cover w/Flanges	E-C24F

Poly Basins, Covers & Accessories

Polyethylene and Structural Foam Basin & Cover Packages

DESCRIPTION	PART No.	PRICE
-------------	----------	-------

ECONOMY BASINS



24" x 36" Poly Basin

Exceptionally high-impact resistant with an increased gallon capacity. (65 U.S. Gallon Capacity)

Undrilled, No Grommet	B3200
w/4" Grommet - Inlet Drilled	B32001
w/4" Grommet - Inlet Undrilled	B32001UD
w/4" Grommet Hub - Inlet Drilled	B32002
w/4" Grommet Hub - Inlet Undrilled	B32002UD
w/4" Composite Hub - MTD	B32003
14g Simplex Steel Cover *	C24SSL
12g Simplex Steel Cover	
(1) Pump Access Plate	C24-12SSA
Solid Non-Skid Fg Cover	C24WFNSTP
Simplex Non-Skid Fg Cover	C24FSNSTP
E-Series Solid Foam Cover	E-C24EWSF
E-Series Single Hole Foam Cover	E-C24EWSFE
E-Series Simplex Foam Cover-2X2 Grom	E-C24G-2
E-Series Simplex Foam Cover-2X3 Grom	E-C24G-3
E-Series Simplex Foam Cover w/Flanges	E-C24F

SIDE VENT BASINS



18" x 22" Side-Vent Poly Basin

Side-Vent design was developed with one issue in mind, that of ease of maintenance. (22 U.S. Gallon Capacity) 2" or 3" vent.

2" Vent

Undrilled, No Grommet	B2200SV-2
w/4" Grommet Inlet Drilled	B22001SV-2
w/4" Grommet Inlet Undrilled	B22001SVUD-2
w/(2) 4" Grommet Inlet Drilled◆	B22001SVDH-2
w/4" Grommet Hub - Inlet Undrilled	B22002SVUD-2
w/4" Composite Hub - MTD	B22003SV-2
14g Simplex Steel Cover *	C18SSSV
E-Series Simplex Foam Cover	E-C18GSV

3" Vent

Undrilled, No Grommet	B2200SV-3
w/4" Grommet Inlet Drilled	B22001SV-3
w/4" Grommet Inlet Undrilled	B22001SVUD-3
w/(2) 4" Grommet Hub - Inlet Drilled◆	B22002SVDH-3
w/4" Grommet Hub - Inlet Drilled	B22002SVD-3
w/4" Grommet Hub - Inlet Undrilled	B22002SVUD-3
w/4" Composite Hub - MTD	B22003SV-3
14g Simplex Steel Cover *	C18SSSV
E-Series Simplex Foam Cover	E-C18GSV



Poly Basins, Covers & Accessories

Polyethylene and Structural Foam Basin & Cover Packages

DESCRIPTION	PART No.	PRICE
-------------	----------	-------

SIDE VENT BASINS



18" x 30" Side-Vent Poly Basin

Due to the vent pipe remaining intact, gone are the days of cutting and then repairing the vent pipe for achieving regular pump maintenance. (30 U.S. Gallon Capacity) 2" or 3" vent.

2" Vent

Undrilled, No Grommet	B2400SV-2
w/4" Grommet Inlet Drilled	B24001SV-2
w/4" Grommet Inlet Undrilled	B24001SVUD-2
w/(2) 4" Grommet Inlet Drilled◆	B24001SVDH-2
w/4" Grommet Hub - Inlet Undrilled	B24002SVUD-2
w/4" Composite Hub - MTD	B24003SV-2
14g Simplex Steel Cover *	C18SSSV
E-Series Simplex Foam Cover	E-C18GSV

3" Vent

Undrilled, No Grommet	B2400SV-3
w/4" Grommet Inlet Drilled	B24001SV-3
w/4" Grommet Inlet Undrilled	B24001SVUD-3
w/(2) 4" Grommet Hub - Inlet Drilled◆	B24002SVDH-3
w/4" Grommet Hub - Inlet Drilled	B24002SVD-3
w/4" Grommet Hub - Inlet Undrilled	B24002SVUD-3
w/4" Composite Hub - MTD	B24003SV-3
14g Simplex Steel Cover *	C18SSSV
E-Series Simplex Foam Cover	E-C18GSV



23" x 31" Side-Vent Poly Basin

50% more volume than the industry standard 18" x 30" basin. (65 U.S. Gallon Capacity) 2" or 3" vent.

2" Vent

Undrilled, No Grommet	B2700SV-2
w/4" Grommet Inlet Drilled	B27001SV-2
w/4" Grommet Inlet Undrilled	B27001SVUD-2
w/4" Grommet Hub - Inlet Undrilled	B27002SVUD-2
w/4" Composite Hub - MTD	B27003SV-2
14g Simplex Steel Cover *	C27SSSV

3" Vent

Undrilled, No Grommet	B2700SV-3
w/4" Grommet Inlet Drilled	B27001SV-3
w/4" Grommet Inlet Undrilled	B27001SVUD-3
w/4" Grommet Hub - Inlet Drilled	B27002SVD-3
w/4" Grommet Hub - Inlet Undrilled	B27002SVUD-3
w/4" Composite Hub - MTD	B27003SV-3
14g Simplex Steel Cover *	C27SSSV

DESCRIPTION	PART No.	PRICE
ROLLED TOP BASINS		



18" x 30" Rolled Top Poly Basin

Rolled top design dramatically reduces service time for pump maintenance. (30 U.S. Gallon Capacity)

Undrilled, No Grommet	B2400RT
w/4" Grommet Inlet Drilled	B24001RT
w/4" Grommet Inlet Undrilled	B24001RTUD
w/4" Grommet Hub - Inlet Drilled	B24002RT
w/4" Grommet Hub - Inlet Undrilled	B24002RTUD
w/4" Composite Hub - MTD	B24003RT
w/H4PDQ-Inlet Drilled	B24009RT
14g Simplex Steel Cover *	C18SS
Solid Non-Skid Fg Cover	C18WFNSTP
Simplex Non-Skid Fg Cover	C18FSNSTP
E-Series Slotted Foam Cover	E-C18SLOT
E-Series Solid Foam Cover	E-C18EWSF
E-Series Single Hole Foam Cover	E-C18EWSFE
E-Series Simplex Foam Cover-2X2 Grom	E-C18G-2
E-Series Simplex Foam Cover-2X3 Grom	E-C18G-3
E-Series Simplex Foam Cover w/Flanges	E-C18F
E-Series Simplex Two-Piece Foam Cover	E-C18TSF



30" x 36" Rolled Top Poly Basin

Extra-high roll top helps prevent debris from entering basin during installation. (103 U.S. Gallon Capacity)

Undrilled, No Grommet	B4100RT
w/4" Grommet Inlet Drilled	B41001RT
w/4" Grommet Inlet Undrilled	B41001RTUD
w/4" Grommet Hub - Inlet Drilled	B41002RT
w/4" Grommet Hub - Inlet Undrilled	B41002RTUD
w/4" Composite Hub - MTD	B41003RT
Solid Non-Skid Fg Cover	C30WFNSTP
Simplex Non-Skid Fg Cover	C30FSNSTP
12g Simplex Steel Cover (1) Pump Access Plate *	C30-12SSA
12g Duplex Steel Cover (2) Pump Access Plates *	C30-12DSA



36" x 36" Rolled Top Poly Basin

Designed for simplex and duplex applications. (154 U.S. Gallon Capacity)

Undrilled, No Grommet	B5100RT
w/4" Grommet Inlet Drilled	B51001RT
w/4" Grommet Inlet Undrilled	B51001RTUD
w/4" Grommet Hub - Inlet Drilled	B51002RT
w/4" Grommet Hub - Inlet Undrilled	B51002RTUD
w/4" Composite Hub - MTD	B51003RT
12g Simplex Steel Cover (1) Pump Access Plate *	C36-12SSA
12g Simplex Steel Cover (2) Pump Access Plates *	C36-12DSA



Poly Basins, Covers & Accessories

Polyethylene and Structural Foam Basin & Cover Packages

DESCRIPTION	PART No.	PRICE
-------------	----------	-------

RECESSED ROLLED TOP BASINS



18" x 22" Recessed Rolled Top Basin

Design features include encapsulated threaded cover bolt inserts and a recessed rolled top preventing debris from entering basin during installation. (22 U.S. Gallon Capacity)

Undrilled, No Grommet	B2200RRT
w/4" Grommet - Inlet Drilled	B22001RRT
w/4" Grommet - Inlet Undrilled	B22001RRTUD
w/(2) 4" Grommet - Inlet Drilled ◆	B22001RRTDH
w/4" Grommet Hub - Inlet Drilled	B22002RRTD
w/4" Grommet Hub - Inlet Undrilled	B22002RRTUD
w/4" Composite Hub - MTD	B22003RRT
w/H4PDQ - Inlet Drilled	B22009RRT
14g Solid Steel Cover †	C18WSL
14g Simplex Steel Cover	C18SS
2-Piece 14g Simplex Steel Cover *	C18TS
Solid Non-Skid Fg Cover	C18WFNSTP
Simplex Non-Skid Fg Cover	C18FSNSTP
E-Series Slotted Foam Cover	E-C18SLOT
E-Series Solid Foam Cover	E-C18EWSF
E-Series Single Hole Foam Cover	E-C18EWSFE
E-Series Simplex Foam Cover-2X2 Grom	E-C18G-2
E-Series Simplex Foam Cover-2X3 Grom	E-C18G-3
E-Series Simplex Foam Cover w/Flanges	E-C18F
E-Series Simplex Two-Piece Foam Cover	E-C18TSF



18" x 24" Recessed Rolled Top Basin

The recessed rolled top allows covers to fit flush. (24 U.S. Gallon Capacity)

Undrilled, No Grommet	B1824RRT
w/4" Grommet - Inlet Drilled	B18241RRT
w/4" Grommet - Inlet Undrilled	B18241RRTUD
w/(2) 4" Grommet - Inlet Drilled ◆	B18241RRTDH
w/4" Grommet Hub - Inlet Drilled	B18242RRT
w/4" Grommet Hub - Inlet Undrilled	B18242RRTUD
w/4" Composite Hub - MTD	B18243RRT
14g Solid Steel Cover †	C18WSL
14g Simplex Steel Cover *	C18SS
2-Piece 14g Simplex Steel Cover *	C18TS
Solid Non-Skid Fg Cover	C18WFNSTP
Simplex Non-Skid Fg Cover	C18FSNSTP
E-Series Slotted Foam Cover	E-C18SLOT
E-Series Solid Foam Cover	E-C18EWSF
E-Series Single Hole Foam Cover	E-C18EWSFE
E-Series Simplex Foam Cover-2X2 Grom	E-C18G-2
E-Series Simplex Foam Cover-2X3 Grom	E-C18G-3
E-Series Simplex Foam Cover w/Flanges	E-C18F
E-Series Simplex Two-Piece Foam Cover	E-C18TSF

† Includes hardware pack (bolts, washers & gasket tape)

* Includes hardware pack, discharge, vent & ECG

◆ (2) 5" ID holes drilled 8½" down CL - 180° apart

▲ (2) 5" ID holes drilled 10½" down CL - 180° apart

Poly Basins, Covers & Accessories

Polyethylene and Structural Foam Basin & Cover Packages

DESCRIPTION	PART No.	PRICE
-------------	----------	-------

RECESSED ROLLED TOP BASINS



18" x 30" Recessed Rolled Top Basin

Our most popular recessed rolled top basin offering years of trouble-free performance. (30 U.S. Gallon Capacity)

Undrilled, No Grommet	B2400RRT
w/4" Grommet - Inlet Drilled	B24001RRT
w/4" Grommet - Inlet Undrilled	B24001RRTUD
w/(2) 4" Grommet - Inlet Drilled ▲	B24001RRTDH
w/4" Grommet Hub - Inlet Drilled	B24002RRT
w/4" Grommet Hub - Inlet Undrilled	B24002RRTUD
w/4" Composite Hub - MTD	B24003RRT
w/H4PDQ - Inlet Drilled	B24009RRT
14g Simplex Steel Cover *	C18SS
2-Piece 14g Simplex Steel Cover *	C18TS
Solid Non-Skid Fg Cover	C18WFNSTP
Simplex Non-Skid Fg Cover	C18FSNSTP
E-Series Slotted Foam Cover	E-C18SLOT
E-Series Solid Foam Cover	E-C18EWSF
E-Series Single Hole Foam Cover	E-C18EWSFE
E-Series Simplex Foam Cover-2X2 Grom	E-C18G-2
E-Series Simplex Foam Cover-2X3 Grom	E-C18G-3
E-Series Simplex Foam Cover w/Flanges	E-C18F
E-Series Simplex Two-Piece Foam Cover	E-C18TSF



18" x 30" Recessed Rolled Top Basin with Torque Stop

Innovative design features include a 4" molded inlet hub or standard inlet options in the same basin. Comes complete with 1/8" pump stabilizing torque stop. (30 U.S. Gallon Capacity)

Undrilled, No Grommet	B2400RRTS
w/4" Grommet - Inlet Drilled	B24001RRTS
w/4" Grommet - Inlet Undrilled	B24001RRTSUD
w/4" Grommet Hub - Inlet Drilled	B24002RRTS
w/4" Grommet Hub - Inlet Undrilled	B24002RRTSUD
w/4" Composite Hub - MTD	B24003SRRT
w/H4PDQ - Inlet Drilled	B24009SRRT
14g Simplex Steel Cover *	C18SS
2-Piece 14g Simplex Steel Cover *	C18TS
Solid Non-Skid Fg Cover	C18WFNSTP
Simplex Non-Skid Fg Cover	C18FSNSTP
E-Series Slotted Foam Cover	E-C18SLOT
E-Series Solid Foam Cover	E-C18EWSF
E-Series Single Hole Foam Cover	E-C18EWSFE
E-Series Simplex Foam Cover-2X2 Grom	E-C18G-2
E-Series Simplex Foam Cover-2X3 Grom	E-C18G-3
E-Series Simplex Foam Cover w/Flanges	E-C18F
E-Series Simplex Two-Piece Foam Cover	E-C18TSF

DESCRIPTION	PART No.	PRICE
RECESSED ROLLED TOP BASINS		



24" x 24" Recessed Rolled Top Basin

Recessed rolled top flange offers extra strength and ease of installation. (43 U.S. Gallon Capacity)

Undrilled, No Grommet	B3100RRT
w/4" Grommet - Inlet Drilled	B31001RRT
w/4" Grommet - Inlet Undrilled	B31001RRTUD
w/4" Grommet Hub - Inlet Drilled	B31002RRT
w/4" Grommet Hub - Inlet Undrilled	B31002RRTUD
w/4" Composite Hub - MTD	B31003RRT
14g Simplex Steel Cover *	C24SSL
12g Simplex Steel Cover	
(1) Pump Access Plate *	C24-12SSA
Solid Non-Skid Fg Cover	C24WFNSTP
Simplex Non-Skid Fg Cover	C24FSNSTP
E-Series Solid Foam Cover-C24EWSF	
E-Series Single Hole Foam	E-C24EWSFE
E-Series Simplex Foam Cover-2X2 Grom	E-C24G-2
E-Series Simplex Foam Cover-2X3 Grom	E-C24G-3
E-Series Simplex Foam Cover q/Flanges	E-C24F



24" x 30" Recessed Rolled Top Basin

Manufactured using the highest grade of polyethylene to assure years of trouble-free performance. (54 U.S. Gallon Capacity)

Undrilled, No Grommet	B3300RRT
w/4" Grommet - Inlet Drilled	B33001RRT
w/4" Grommet - Inlet Undrilled	B33001RRTUD
w/4" Grommet Hub - Inlet Drilled	B33002RRT
w/4" Grommet Hub - Inlet Undrilled	B33002RRTUD
w/4" Composite Hub - MTD	B33003RRT
14g Simplex Steel Cover *	C24SSL
12g Simplex Steel Cover	
(1) Pump Access Plate *	C24-12SSA
Solid Non-Skid Fg Cover	C24WFNSTP
Simplex Non-Skid Fg Cover	C24FSNSTP
E-Series Solid Foam Cover	C24EWSF
E-Series Single Hole Foam	E-C24EWSFE
E-Series Simplex Foam Cover-2X2 Grom	E-C24G-2
E-Series Simplex Foam Cover-2X3 Grom	E-C24G-3
E-Series Simplex Foam Cover q/Flanges	E-C24F



24" x 36" Recessed Rolled Top Basin

Extra-high recessed rolled top helps prevent debris from entering basin during installation. (65 U.S. Gallon Capacity)

Undrilled, No Grommet	B3200RRT
w/4" Grommet - Inlet Drilled	B32001RRT
w/4" Grommet - Inlet Undrilled	B32001RRTUD
w/4" Grommet Hub - Inlet Drilled	B32002RRT
w/4" Grommet Hub - Inlet Undrilled	B32002RRTUD
w/4" Composite Hub - MTD	B32003RRT
14g Simplex Steel Cover *	C24SSL
12g Simplex Steel Cover	
(1) Pump Access Plate *	C24-12SSA
Solid Non-Skid Fg Cover	C24WFNSTP
Simplex Non-Skid Fg Cover	C24FSNSTP
E-Series Solid Foam Cover	C24EWSF
E-Series Single Hole Foam	E-C24EWSFE
E-Series Simplex Foam Cover-2X2 Grom	E-C24G-2
E-Series Simplex Foam Cover-2X3 Grom	E-C24G-3
E-Series Simplex Foam Cover q/Flanges	E-C24F

Poly Basins, Covers & Accessories

Polyethylene and Structural Foam Basin & Cover Packages

DESCRIPTION	PART No.	PRICE
-------------	----------	-------

SUPER BLUE BASINS

Super Blue Polyethylene Basins Twice the thickness - twice the weight

Our flagship poly basin - more durable than structural foam and easier to work with than fiberglass.



Super Blue Poly Extensions

18" x 24" Undrilled, No Grommet	SHDB240
w/(1) 4" Composite Hub - MTD	SHDB241
w/(2) 4" Composite Hub - MTD	SHDB242
18" x 30" Undrilled, No Grommet	SHDB300
w/(1) 4" Composite Hub - MTD	SHDB301
w/(2) 4" Composite Hub - MTD	SHDB302
Single Hole Steel Sump Cover	C18WSE
14g Simplex Steel Cover *	C18SS
Solid Non-Skid Fg Cover	C18WFNSTP
Simplex Non-Skid Fg Cover	C18FSNSTP
E-Series Slotted Foam Cover	E-C18SLOT
E-Series Solid Foam Cover	E-C18EWSF
E-Series Single Hole Foam Cover	E-C18EWSFE
E-Series Simplex Foam Cover-2X2 Grom	E-C18G-2
E-Series Simplex Foam Cover-2X3 Grom	E-C18G-3
E-Series Simplex Foam Cover w/Flanges	E-C18F
E-Series Simplex Two-Piece Foam Cover	E-C18TSF

18" x 6" Poly Extension †	SHDB1806E
18" x 12" Poly Extension †	SHDB1812E

DESCRIPTION	PART No.	PRICE
-------------	----------	-------

NEW EVOLUTION E-SERIES STRUCTURAL FOAM BASINS



18" x 22"
22 Gallon Capacity

Undrilled, No Grommet	E2-2200
Perforated, Undrilled, No Grommet	E2-2200P
w/4" Grommet - Inlet Drilled	E2-22001
w/4" Grommet - Inlet Undrilled	E2-22001UD
w/(2) 4" Grommet - Inlet Drilled ◆	E2-22001DH
w/4" Grommet Hub - Inlet Drilled	E2-22002
w/4" Grommet Hub - Inlet Undrilled	E2-22002UD
w/4" Composite Hub - MTD	E2-22003
w/4" H4PDQ - Inlet Drilled	E2-22009

New Evolution E-Series Basins

The all new Evolution E-Series Structural Foam Basin is engineered to incorporate the ultimate blend of value and improved design features into a single platform. The result is a feature rich premium structural foam basin available in diameters up to 30", with a cost base that is more often associated with a standard single wall poly basin of similar size. New E-Series Structural Foam covers are also available up to 24" diameter in addition to Topp standard epoxy coated steel and Non-Skid Fiberglass covers.



18" x 30"
30 Gallon Capacity

Undrilled, No Grommet	E3-2400
w/4" Grommet - Inlet Drilled	E3-24001
w/4" Grommet - Inlet Undrilled	E3-24001UD
w/(2) 4" Grommet - Inlet Drilled ▲	E3-24001DH
w/4" Grommet Hub - Inlet Drilled	E3-24002
w/4" Grommet Hub - Inlet Undrilled	E3-24002UD
w/4" Composite Hub - MTD	E3-24003
w/4" H4PDQ - Inlet Drilled	E3-24009

Structural Foam Anti-Float Ring

Attaches securely and easily to the Topp E-series structural foam basin to help provide a stable environment in high water situations.

Structural Foam Anti-Float Ring	SFAF
18"X22" Evolution E-Series Basin	E2-2200
18"X30" Evolution E-Series Basin	E3-2400

Join the new Evolution today!

24" x 24"
45 Gallon Capacity

Undrilled, No Grommet	E4-3100
w/4" Grommet - Inlet Drilled	E4-31001
w/4" Grommet - Inlet Undrilled	E4-31001UD
w/4" Grommet Hub - Inlet Drilled	E4-31002
w/4" Grommet Hub - Inlet Undrilled	E4-31002UD
w/4" Composite Hub - MTD	E4-31003

Evolution Series E-Series Features Include:

- 180° flat pockets for positive grommet seal
- Self-tapping hardware - no inserts to corrode or protect
- No external stacking ribs to interfere if using external filtration
- All covers gas and odor tight with included gasket kit
- Approved for use in radon mitigation applications
- Improved design provides increased structural integrity with less material for improved value and ease of handling
- Accommodates 4" composite inlet hubs

24" x 36"
68 Gallon Capacity

Undrilled, No Grommet	E5-3200
w/4" Grommet - Inlet Drilled	E5-32001
w/4" Grommet - Inlet Undrilled	E5-32001UD
w/4" Grommet Hub - Inlet Drilled	E5-32002
w/4" Grommet Hub - Inlet Undrilled	E5-32002UD
w/4" Composite Hub - MTD	E5-32003

30" x 36"
105 Gallon Capacity

Undrilled, No Grommet	E6-4100
w/4" Grommet - Inlet Drilled	E6-41001
w/4" Grommet - Inlet Undrilled	E6-41001UD
w/4" Grommet Hub - Inlet Drilled	E6-41002
w/4" Grommet Hub - Inlet Undrilled	E6-41002UD
w/4" Composite Hub - MTD	E5-41003

DESCRIPTION	PART No.	PRICE
-------------	----------	-------

COVER OPTIONS FOR NEW EVOLUTION E-SERIES STRUCTURAL FOAM BASINS



18" Diameter

New Evolution E-Series Covers

New E-Series Structural Foam covers are also available up to 24" diameter in addition to Topp standard epoxy coated steel and Non-Skid Fiberglass covers.

Join the new Evolution today!

Evolution Series E-Series Features Include:

- 180° flat pockets for positive grommet seal
- Self-tapping hardware - no inserts to corrode or protect
- No external stacking ribs to interfere if using external filtration
- All covers gas and odor tight with included gasket kit
- Approved for use in radon mitigation applications
- Improved design provides increased structural integrity with less material for improved value and ease of handling

24" Diameter

30" Diameter

E-Series Solid Foam Cover †	E-C18EWSF
E-Series Single Hole Cover (ECG Only) *	E-C18EWSFE
E-Series Slot *	E-C18SLOT
E-Series Simplex Foam Cover w/Gaskets *	E-C18G
E-Series Simplex Foam Cover w/Flanges *	E-C18F
14g Solid Steel Cover *	C18WSL
14g Single Hole Steel Cover †	C18WSE
14g Simplex Steel Cover *	C18SS
2-pc 14g Simplex Steel Cover *	C18TS
Solid Non-Skid Fg Cover	C18WFNSTP
Simplex Non-Skid Fg Cover	C18FSNSTP
E-Series Slotted Foam Cover	E-C18SLOT
E-Series Solid Foam Cover	E-C18EWSF
E-Series Single Hole Foam Cover	E-C18EWSFE
E-Series Simplex Foam Cover-2X2 Grom	E-C18G-2
E-Series Simplex Foam Cover-2X3 Grom	E-C18G-3
E-Series Simplex Foam Cover w/Flanges	E-C18F
E-Series Simplex Two-Piece Foam Cover	E-C18TSF

E-Series Solid Foam Cover †	E-C24EWSF
E-Series Single Hole Cover (ECG Only) *	E-C24EWSFE
E-Series Simplex Foam Cover w/Gaskets *	E-C24G
E-Series Simplex Foam Cover w/Flanges *	E-C24F
14g Solid Steel Cover †	C24WSL
14g Simplex Steel Cover *	C24SSL
1/4" Solid Steel Cover †	C24WSH
1/4" Simplex Steel Cover *	C24SSH
12g Simplex Steel Cover w/Access Plates *	C24-12SSA
Solid Non-Skid Fiberglass Cover †	C24WFNSTP
Simplex Non-Skid Fiberglass Cover *	C24FSNSTP
Solid Non-Skid Fg Cover	C24WFNSTP
Simplex Non-Skid Fg Cover	C24FSNSTP
E-Series Solid Foam Cover	E-C24EWSF
E-Series Single Hole Foam Cover	E-C24EWSFE
E-Series Simplex Foam Cover-2X2 Grom	E-C24G-2
E-Series Simplex Foam Cover-2X3 Grom	E-C24G-3
E-Series Simplex Foam Cover w/Flanges	E-C24F

1/4" Solid Steel Cover †	C30WS
1/4" Simplex Steel Cover *	C30SSA
12g Simplex Steel Cover w/Access Plate *	C30-12SSA
12g Duplex Steel Cover w/Access Plate *	C30-12DSA
1/2" Non-Skid Simplex Fiberglass Cover w/Access *	C30SFA
1/2" Non-Skid Duplex Fiberglass Cover w/Access *	C30DFA
Solid Non-Skid Fg Cover	C30WFNSTP
Simplex Non-Skid Fg Cover	C30FSNSTP

DESCRIPTION	PART No.	PRICE
-------------	----------	-------

CORRUGATED WALL BASINS



18" x 24" Corrugated Tapered Wall Basin

Unique "TOPP-LOCK" cover design makes every installation a breeze. (26 U.S. Gallon Capacity)

Basin only	B2300TL
TOPP Locking Slotted Poly Cover	C23STL
TOPP Locking Solid Poly Cover	C23WTL
Locking Simplex Rodon Cover *	C23SSR

18" x 30" Corrugated Tapered Wall Basin

Wall thickness is .100" (approx.) thicker than the competition, which provides long-term reliability. (34 U.S. Gallon Capacity)

Basin only	B2400TL
TOPP Locking Slotted Poly Cover	C23STL
TOPP Locking Solid Poly Cover	C23WLT
14g Locking Simplex Cover *	C23SSR

ELEVATOR BASINS



18" x 22" Elevator Basin

Economy elevator pit basin package designed for water run-off to help keep the environment safe. Cover provided with discharge flange and ECG. (22 U.S. Gallon capacity) (Specify basin size for composite hubs, fiberglass sleeves)

Basin only	B2200
1/4" Thick Perforated Steel Cover	C18ELE
18"X22" Evolution E-Series Basin	E2-2200

24" x 36" Elevator Basin

Increased volume capacity on our 24" x 36" Elevator Basin increases pump performance. (24 U.S. Gallon capacity) (Specify basin size for composite hubs, fiberglass sleeves)

Basin only	B3200
1/4" Thick Perforated Steel Cover *	C24ELE
24"X36" Evolution E-Series Basin	E5-2400

ULTRA-POLY BASIN



Ultra-Poly Basin (4 x 4 & 4 x 3 flexible coupling)

Unique design gives added support to a shallow clearance, high capacity Poly Basin. Compatible with all our 18" covers. Heavy duty version available.

24" x 24" Ultra-Poly Basin	B2424
14g Simplex Steel Cover *	C18SS
Simplex Non-Skid Fiberglass Cover for 18" Poly Basins *	C18FSNSTP
E-Series Simplex Foam Cover-2X2 Grom	E-C18G-2
E-Series Simplex Foam Cover-2X3 Grom	E-C18G-3

IAPMO LISTED BASIN






18" x 30" IAPMO Listed Basin

IAPMO LISTED - 1/4" thick Wall Sewage Ejector Basin is provided with 2" Vent & Discharge Grommets, 16 S.S. bolts & washers and water & gas-tight cover gasket material to withstand a 10-foot stack test.

Basin Package w/10g Simplex Steel Cover *	B24SSIL
---	---------

Poly Basins, Covers & Accessories

Polyethylene and Structural Foam Basin & Cover Packages

DESCRIPTION		PART No.	PRICE
POLY EXTENSIONS			
 <p>18" Recessed Roll Top Poly Extensions Quickly increase your basin height and help prevent debris from entering basin during installation.</p>	18" x 6" Poly Extensions †	B1806EXT	
	18" x 12" Poly Extensions †	B1812EXT	
 <p>24" Recessed Roll Top Poly Extensions Provide a flush surface when you assemble the cover and increase your basin height with ease.</p>	24" x 6" Poly Extensions †	B2406EXT	
	24" x 12" Poly Extensions †	B2412EXT	
 <p>18" Economy Poly Extensions</p>	18" x 6" Poly Extensions	E-1806EXT	
	18" x 12" Poly Extensions	E-1812EXT	

POLY TRIPLE GARAGE BASINS



18" x 39" Poly Triple Garage System

Designed to help garage areas and other facilities handle volatile wastes that they generate. Separates volatile wastes as they pass through the system of baffles and rise to the surface. (Meeting IL code). Includes three black epoxy-coated 14g Solid Steel covers, Composite inlet hub and discharge.

Vents on the North Side

B1839TN

Vents on the South Side †

B1839TS

Poly Basins, Covers & Accessories




Polyethylene and Structural Foam Basin & Cover Packages

DESCRIPTION	PART No.	PRICE
BASIN COVERS & ACCESSORIES		
 <p>Slotted Polyethylene Covers Engineered for quick cover installation and removal. Designed for pedestal pumps and for non-radon sump basins.</p>	Fits our 18" Corrugated Basins	C23SLP
	Economy Slotted for 18" Basins	C18LPN
	E-Series Slotted Foam Cover	E-C18SLOT
 <p>Solid Structural Foam Cover</p>	For 18" ID Basins †	E-C18EWSF
	<hr/>	
 <p>Solid Fiberglass Covers Corrosion resistance and a great choice when the vent, discharge, and power cords are going through the basin wall.</p>	Solid Non-Skid Fiberglass Cover for 18" Poly Basins †	C18WFNSTP
	Solid Non-Skid Fiberglass Cover for 24" Poly Basins †	C24WFNSTP
	1/2" Thick Non-Skid Fiberglass Cover for 30" Poly Basins - 29 lbs. †	C30WFNSTP
	1/2" Thick Non-Skid Fiberglass Cover for 36" Poly Basins - 40 lbs. †	C36WFNSTP
 <p>Solid Steel Covers</p>	14g for 18" Basins - 8 lbs. †	C18WSL
	1/4" thick for 18" Basins - 23 lbs. †	C18WSH
	14g for 24" Basins - 12 lbs. †	C24WSL
	1/4" thick for 24" Basins - 48 lbs. †	C24WSH
	1/4" thick for 30" Basins - 65 lbs. †	C30WS
	1/4" thick for 36" Basins - 90 lbs. †	C36WS
 <p>Single Hole Covers</p>	For 14" Economy Basin †	C14WPE
	Steel Cover for 18" Basin †	C18WSE
	Structural Foam Cover for 18" Basin †	E-C18EWSFE

* Includes hardware pack, discharge, vent & ECG † Includes hardware pack (bolts, washers & gasket tape)




Poly Basins, Covers & Accessories

Polyethylene and Structural Foam Basin & Cover Packages

DESCRIPTION		PART No.	PRICE
BASIN COVERS & ACCESSORIES			
 Elevator Covers Designed for water run-off to help keep the environment safe.	1/4" thick Perforated Steel for 18" ID Basins *	C18ELE	
	1/4" Thick Perforated Steel for 24" ID Basins *	C24ELE	
 Simplex Structural Foam Cover Engineered for durability, corrosion-resistant, increased strength.	For 18" Basins *	C18G	
	For 18" Basins *	C18F	
	E-Series Simplex Foam Cover-2X2 Grom	E-C18G-2	
	E-Series Simplex Foam Cover -2X3 Grom	E-C18G-3	
	E-Series Simplex Foam Cover W/Flanges	E-C18F	
	E-Series Simplex Two-Piece Foam Cover	E-C18TSF	
	Side-Vent Basin	E-C18GSV	
 Simplex Non-Skid Fiberglass Covers	Simplex Non-Skid Fiberglass Cover for 18" Poly Basins *	C18FSNSTP	
	Simplex Non-Skid Fiberglass Cover for 24" Poly Basins *	C24FSNSTP	
	Simplex Non-Skid Fiberglass Cover for 30" Poly Basins *	C30FSNSTP	
	Simplex Non-Skid Fiberglass Cover for 36" Poly Basins *	C36FSNSTP	
 Simplex Steel Covers Epoxy coating provides a tough and durable surface.	14g for 18" Basins - 8 lbs. *	C18SS	
	1/4" thick for 18" Basins - 23 lbs. *	C18SSH	
	14g for 24" Basins - 14 lbs. *	C24SSL	
	1/4" thick for 24" Basins - 50 lbs. *	C24SSH	
	14g for 18" ID Side-Vent Basins - 8 lbs. ■	C18SSSV	
14g for 23" ID Side-Vent Basins - 12 lbs. ■	C27SSSV		
 Two-Piece Simplex Structural Foam Cover Durable, corrosion-resistant cover providing a quicker access to your pump.	For 18" ID Basins *	E-C18TSF	
 Two-Piece Simplex Steel Cover Provides a quicker access to your pump, as you never cut your vent pipe with this epoxy-coated cover.	For 18" ID Basins *	C18TS	
 Simplex Steel Cover with Access Plate The 4-bolt pump access plate offers ease in the basin for pump installation and removal. Blank inspection plate provides quicker access for pump inspection.	12g Steel for 24" Basins - 40 lbs. *	C24-12SSA	
	12g Steel for 30" Basins - 40 lbs. *	C30-12SSA	
	12g Steel for 36" Basins - 70 lbs. *	C36-12SSA	
 Duplex Steel Covers with Access Plates Includes two pump access plates to aid pump installation and removal. Blank inspection plate provides quicker access for pump inspection.	12g Steel for 30" Basins - 44 lbs. *	C30-12DSA	
	12g Steel for 36" Basins - 75 lbs. *	C36-12DSA	

DESCRIPTION		PART No.	PRICE
BASIN COVERS & ACCESSORIES			
SumpMaster			
	<p>Fully-automatic auxiliary power source for residential flood control. Designed with the homeowner in mind. Installs in minutes with no modifications or piping changes. The SUMPMASTER will power your existing sump pump in an outage. Engineered to work with any new or existing 115V sump pump up to 1/2 H.P. The SUMPMASTER takes D.C. battery power and converts it to 115 VAC power (when standard power fails or is not available).</p>	<p>SumpMaster, the fully automatic charging system. UL Listed & CUL (Canada)</p>	SUMPMASTER
High Water Alarms			
	<p>This alarm is constructed of a non-metallic enclosure and safe 9-volt operation through use of a 120 volt-to-9 volt transformer. Quick push tab connectors allow time saving float switch installation. The power monitor lamp will go out if power to the system fails also sounding the 85db solid tone to alert you to the problem. Metallic enclosure is designed for sump & sewage basins, septic tanks, dosing, & storage tanks. Quick push tab connectors allow time saving float switch installation. Supplied with mini 15 ft. float, additional 5 ft. lengths available. UL & CUL Listed.</p>	<p>Nema 1 Indoor Alarm w/10 ft. Mini Mercury Float</p>	HWA100
		<p>Nema 1 Indoor Alarm w/15 ft. Mini Mercury Float</p>	HWA125
Rubber Sleeve Full Flow Swing Check Valves			
	<p>Full flow check valves were engineered to increase performance and for installation ease.</p>	<p>1 1/4" to 1 1/2" Combination Full Flow Rubber Sleeve Check Valve</p>	CVSUMPR
		<p>2" Full Flow Rubber Sleeve Check Valve</p>	CV200R
Compression Nut PVC Swing Check Valves			
	<p>Easy installation and removal with compression seal connections.</p>	<p>1 1/4" to 1 1/2" Combination Compression Nut PVC Swing Check Valve</p>	CVSUMPC
		<p>2" Compression Nut PVC Swing Check Valve</p>	CV200C
Solvent Weld PVC Check Valve			
	<p>Full flow design. No metallic parts, corrosion resistant. Angle seat and weighted flapper design for low pressure seal. Ideal for close working areas, easy pipe alignment. Designed for both horizontal and vertical usage.</p>	<p>Tru-Union Solvent Weld PVC Check Valve</p>	CV200TU
2" Ball/Check Valve Combination			
	<p>One-piece ball/check valve combination with a true union design allows removal of check valve for cleaning or repairs.</p>	<p>2 Ball/Check Valve Combination</p>	BCX-2000-S







DESCRIPTION	PART No.	PRICE
BASIN COVERS & ACCESSORIES		
Discharge Pipes		
 <p>Add this Sch40 or Sch80 discharge pipe to your order and provide a job ready pack.</p>	2" SCH 40 PVC Discharge Pipe 29" length	DP200P4
	2" SCH 80 PVC Discharge Pipe 29" length	DP200P8
Torque Stop		
 <p>Prevents pump rotation and protects the basin bottom with this 1/8" drop-in polyethylene torque stop.</p>	Generic Pump Configuration for 18" x 30" Basins	TS1830
Stop "N" Seal Inlet Hub		
 <p>Pipe seal for 4" piping. Your piping will penetrate about 1 3/4" and stop. State of Illinois Approved.</p>	Pipe seal for 4" piping through a 5" hole	H400R
	Pipe Seal for 4" SRD 35 piping through a 5" hole	H400R35
Multi-Tite Hub		
 <p>A sure seal with Cast Iron Soil Pipe (service weight).</p>	Pipe seal for 4" piping	H400MTH
	Composite Hubs	
 <p>Fiberglass composite bolt-on hubs.</p>	2" Fiberglass Hub for 4" Piping	H201FG
	3" Fiberglass Hub for 4" Piping	H301FG
	4" Fiberglass Hub for 4" Piping	H401FG
	Flat-back Fiberglass Hub for 4" Piping	H400FGFLAT
Cast Iron Caulking Inlet Hubs		
 <p>Industrial enamel coated bolt-on cast iron inlet hubs.</p>	Curved Back Cast Iron Hub for 2" Piping	H200C
	Curved Back Cast Iron Hub for 3" Piping	H300C
	Curved Back Cast Iron Hub for 4" Piping	H400C
	Curved Back Cast Iron Hub for 4" Piping on 18" Basins	H400C-18
	Flat Back Cast Iron Hub for 4" Piping	H400F
"Ringer" Pipe Grommets		
 <p>For the quick, easy, and sure pipe seal.</p>	For 1 1/4" Piping (OD) Through 3" Hole	G125
	For 1 1/2" Piping (OD) Through 3" Hole	G150
	For 2" Piping (OD) Through 3" Hole	G200
	For 3" Piping (OD) Through 4" Hole	G300
	For 4" Piping (OD) Through 5" Hole	G400
	For SDR35 4" Piping (OD) Through 5" Hole	G400SDR35
	Electric Cord Grommet, Seals up to 3 Cords (up to 3/8" OD) Through a 2 1/2" Hole	ECG
	Electric Cord Grommet, Through a 2" Hole	ECG200
	Blank Snap Plug for 3" Hole (for steel covers only)	BSP300
	View Port Inspection Window	
 <p>Handy for applications where visibility is needed.</p>	Add to any sump basin with a sealed lid	VPIW
U-Stop		
 <p>Great for sump covers and slab penetration. Stops pipe at base of bushing. 4" schedule for 40 pipe only.</p>	4" Bushing with stop, requires a 5" hole.	USTP
Dranjer - Sump Cover Drain		
 <p>Requires an irregular shaped hole in the sump lid approx. 3.00" x 4.00". Plastic "J" type drain w/weighted ball keeps vapors from flowing up, while allowing water to flow down.</p>	4.5" x 4.5" (use FS2 model if space is an issue). Installs from under sump lid.	DJSCD

DESCRIPTION		PART No.	PRICE
BASIN COVER OPTIONS			
 <p>Plastic 2-Bolt Pipe Flange Corrosion resistant threaded vent and slip discharge flanges.</p>	Plastic 2-Bolt Slip Flange, with O-Ring for 1¼" Piping	PF125S	
	Plastic 2-Bolt Slip Flange, with O-Ring for 1½" Piping	PF150S	
	Blank Plastic Flange for 2" Hole	PF200B	
	Plastic 2-Bolt Slip Flange, with O-Ring for 2" Piping	PF200S	
	Plastic 2-Bolt Threaded Flange for 2" Piping	PF200T	
	Plastic 2-Bolt Slip Flange, with O-Ring for 3" Piping	PF300S	
	Plastic 2-Bolt Threaded Flange for 3" Piping	PF300T	
 <p>Access Plates - 12 Gauge Epoxy coated 12-gauge steel for easier pump installation and removal.</p>	16" Blank Pump Access Plate †	16BPA-12	
	16" Pump Access Plate with ECG Grommet & Discharge Flange †	16PA-12	
	18" Blank Pump Access Plate †	18BPA-12	
	18" Pump Access Plate with ECG Grommet & Discharge Flange †	18PA-12	
 <p>Access Plates - ¼" Thick Epoxy coated ¼" steel for easier pump installation and removal.</p>	16" Blank Pump Access Plate †	16BPA-25	
	16" Pump Access Plate w/ECG Grommet & Discharge Flange †	16PA-25	
	18" Blank Pump Access Plate †	18BPA-25	
	18" Pump Access Plate w/ECG Grommet & Discharge Flange †	18PA-25	
	22" Blank Pump Access Plate †	22BPA-25	
	22" Pump Access Plate w/ECG Grommet & Discharge Flange †	22PA-25	
28" Blank Pump Access Plate †	28BPA-25		
28" Pump Access Plate w/ECG Grommet & Discharge Flange †	28PA-25		

† Includes hardware pack (bolts, washers & gasket tape)


Poly Basins, Covers & Accessories

Polyethylene and Structural Foam Basin & Cover Packages


DESCRIPTION	PART No.	PRICE
BASIN COVERS & ACCESSORIES		
 <p>Inspection Plates - 12 Gauge 10" diameter for an 8" clear access opening.</p>	10" Blank Inspection Plate †	IN00-12
	10" Inspection Plate, w/One 1/2" Cord Grip †	IN01-12
	10" Inspection Plate, w/Two 1/2" Cord Grip †	IN02-12
	10" Inspection Plate, w/Three 1/2" Cord Grip †	IN03-12
	10" Inspection Plate, w/Four 1/2" Cord Grip †	IN04-12
	 <p>Inspection Plates - 1/4" Thick 10" diameter for an 8" clear access opening.</p>	10" Blank Inspection Plate †
10" Inspection Plate, w/One 1/2" Cord Grip †		IN01-25
10" Inspection Plate, w/Two 1/2" Cord Grip †		IN02-25
10" Inspection Plate, w/Three 1/2" Cord Grip †		IN03-25
10" Inspection Plate, w/Four 1/2" Cord Grip †		IN04-25
1" Steel Float Pole Coupling Welding Under Inspection Plate		FP100E
 <p>Electric Cord Grips Easily adjust your power cord without entering the basin.</p>	1/2" NPT, Seals Cords from 1.006" to 1.002" OD	GRIP050
	3/4" NPT, Seals Cords from 1.001" to 1.008" OD	GRIP075
	1" NPT, Seals Cords from 1.006" to 2.004" OD	GRIP100
 <p>Polyethylene Baffles For directing the path of influent and effluent in a basin.</p>	Inlet Baffle, 8" Wide x 4" Deep x 12" Long	PIB12
	Inlet Baffle, 8" Wide x 4" Deep x 18" Long	PIB18
	Inlet Baffle, 8" Wide x 4" Deep x 24" Long	PIB24
	Inlet Baffle, 8" Wide x 4" Deep x 36" Long	PIB36
	Inlet Baffle, 8" Wide x 4" Deep x 48" Long	PIB48
 <p>Gasket Material Replacement cover gasket material for gas-tight and water-tight seals.</p>	Foam Tape Seal - 1/8" x 3/4" x 6'	CGM06F
	Butyl Tape Seal - 3/8" x 15'	CGM15B
 <p>Bolts and Washers Replacement stainless steel hardware packs for Topp Industries covers.</p>	1/4" -20 x 1 1/4" Bolts (6), 1/4" -20 Washers (6)	HP1420
	5/16" -18 x 1 1/4" Bolts (6), 5/16" -18 Washers (6)	HP516
	3/8" -16 x 1 1/4" Bolts (6), 3/8" -16 Washers (6)	HP38

Designed to fit new and retrofit older concrete septic tanks






TOPP corrosion-resistant polyethylene septic tank risers eliminate the need to cut tubing from awkward lengths. Risers are available in 24" and 6" heights for bolt-on or concrete cast-in work. 6-inch extensions are also available. Risers and extensions are lightweight and UPS shippable. Our popular fiberglass cover securely fits TOPP poly risers and extensions. Don't sell yourself, your workers, or your customers short. Ask about our riser and extension design features. Save time, money and productivity.



Black corrugated pipe



Green ultra rib

DESCRIPTION		PART No.	PRICE
POLY & FIBERGLASS SEPTIC RISERS, COVERS & ACCESSORIES			
 <p>24" Polyethylene Septic Riser</p>	24" ID x 6" Poly Septic Riser, for Concrete Casting	BPSR24X6C	
	24" ID x 24" Poly Septic Riser, for Concrete Casting	BPSR24X24C	
	24" ID x 6" Poly Septic Riser, Used for Retrofit	BPSR24X6R	
	24" ID x 24" Poly Septic Riser, Used for Retrofit	BPSR24X24R	
Riser Kit includes:			
(1) Polyethylene Septic Riser, used for retrofit on concrete septic tanks;			
(10) Concrete Anchors, Nuts, and Washers and (1 roll) Butyl Gasket Material			
 <p>24" Poly Septic Riser Extension</p>	24" ID Poly Septic Riser Extension	BPSR24X6E	
	Riser Extension Kit includes:		
(1) 24" ID x 6" Polyethylene Septic Riser Extension, for use on part #'s BPSR24X6C, BPSR24X6R, BPSR24X24C, and BPSR24X24R;			
(4) 1/4" -20 stainless steel hex head bolts, washers, nuts and (1 roll) Butyl Gasket Material			
 <p>Non-Skid Solid Fiberglass Septic Cover for our Polyethylene Septic Risers</p>	24" ID Non-Skid Fiberglass "Heavy" Septic Riser Cover	C25WFNST	
	FG Septic Riser Cover-Lite, Non-Skid (Dot) Rubber Gsk	C25WFNSLT-RG	
	Designed to fit:		
24" ID Topp Polyethylene Septic Riser			
24" ID Ultra Rib Septic Riser			
24" ID Spiral Septic Riser			
24" ID Polyethylene Corrugated Wall Septic Riser			
24" ID Polyethylene Corrugated Smooth Wall Septic Riser			
Riser Cover includes:			
Stainless steel hex head bolts, washers, nuts and (1 roll) Butyl Gasket Material			
 <p>Polyethylene Septic Riser Gasket Pack</p> <p>For installation for retrofit of polyethylene riser.</p>	Gasket Pack for retrofitting our Polyethylene Septic Riser to a concrete septic tank	GPSR	
	Gasket Pack Kit includes:		
(10) Concrete Anchors, Nuts, and Washers and (1 roll) Butyl Gasket Material			
 <p>Gasket Pack for Fiberglass Septic Riser Cover</p>	Gasket Pack for Non-Skid Solid Fiberglass Septic Riser Cover	GP25WFNS	
	Gasket Pack Kit includes:		
(4) 14x1" stainless steel, tamper-proof, flush-mount lag bolts,			
(1) 3/16" hex head driver, (1) Gasket Material installed.			
*With Hardware and Sealing Material			



DESCRIPTION	PART NO.	PRICE
FIBERGLASS SEPTIC RISER SYSTEM		

Septic Adapter Plates for Fiberglass System

Heavy-duty fiberglass plate designed to convert a square tank opening to a round opening. Comes with a 6" riser. Compatible with our fiberglass septic risers & extensions.

Fiberglass Septic Adapter Plate for 18" openings	SAP18F
Fiberglass Septic Adapter Plate for 24" openings	SAP24F
Fiberglass Septic Adapter Plate for 30" openings	SAP30F
Fiberglass Septic Adapter Plate for 36" openings	SAP36F
Fiberglass Septic Adapter Plate for 48" openings	SAP48F

Fiberglass Septic Extensions

Filament-wound reinforced fiberglass risers that easily connect to our Septic Adapter Plates or our Fiberglass Septic Extensions.

Standard heights are listed. Call our Customer Service Department for custom heights.

	12" height	FSR18x12
Fiberglass Septic Riser with 18" opening	18" height	FSR18x18
	24" height	FSR18x24
	12" height	FSR24x12
Fiberglass Septic Riser with 24" opening	18" height	FSR24x18
	24" height	FSR24x24
	12" height	FSR30x12
Fiberglass Septic Riser with 30" opening	18" height	FSR30x18
	24" height	FSR30x24
	12" height	FSR36x12
Fiberglass Septic Riser with 36" opening	18" height	FSR36x18
	24" height	FSR36x24
	12" height	FSR42x12
Fiberglass Septic Riser with 42" opening	18" height	FSR42x18
	24" height	FSR42x24
	12" height	FSR48x12
Fiberglass Septic Riser with 48" opening	18" height	FSR48x18
	24" height	FSR48x24




Fiberglass Basins & Covers

18" Inside Diameter Basins

Manufactured to ASTM D3753, one-piece tanks as deep as 35 ft.

TOPP fiberglass basins are made with the highest quality material and testing standards currently in the market. Our chop-hoop filament wound tanks are available in 18", 24", 30", 36", 42", 48", 60", 72", 96" and 120". TOPP also offers Triple Garage Systems designed to help garage areas and other facilities handle the volatile wastes they generate.



Basins, Covers & Extensions

- Basins and extensions available in 18", 24", 30", 36", 42", 48", 60", 72", 96" and 120" inside diameters
- Various one-piece lengths available up to 35 ft.
- Consult our factory directly for depths longer than 35 ft.
- Sealing kit included with covers and extensions
- Extensions use the same manufacturing process as our fiberglass basins

PART No.	CAPACITY IN U.S. GALLONS	FIBERGLASS BASIN ONLY	WEIGHT U.S. LBS	BASIN WITH FG ANTI-FLOAT ADD "F" TO PART No.	WEIGHT U.S. LBS.	BASIN WITH STEEL ANTI-FLOAT ADD "S" TO PART No.	WEIGHT U.S. LBS.
FB18X022	24		19		29		61
FB18X030	33		22		32		64
FB18X036	40		25		35		67
FB18X042	46		29		39		71
FB18X048	53		32		42		74
FB18X054	59		35		45		77
FB18X060	66		40		50		82
FB18X066	73		45		55		87
FB18X072	79		50		60		92
FB18X078	86		55		65		97
FB18X084	93		60		70		102
FB18X090	99	N/A	N/A		72		105
FB18X096	106	N/A	N/A		75		108
FB18X102	112	N/A	N/A		78		110
FB18X108	119	N/A	N/A		80		113
FB18X114	126	N/A	N/A		83		116
FB18X120	132	N/A	N/A		86		118



DESCRIPTION	PART No.	PRICE
18" INSIDE DIAMETER STANDARD ROUND COVERS		
14g Solid Black Epoxy Steel Cover - 8 lbs.	C18WSL	
14g Simplex Black Epoxy Steel Cover - 8 lbs.	C18SS	
1/4" Thick Solid Black Epoxy Steel Cover - 23 lbs.	C18WSH	
1/4" Thick Simplex Black Epoxy Steel Cover - 23 lbs.	C18SSH	
Standard Round Covers for 18" ID Basins		
Simplex Non-Skid Fiberglass Cover - 9 lbs.	C18FSNST	
1/4" Thick Perforated Elevator Cover - 22 lbs.	C18ELE	
Non-Skid Solid Green Fiberglass Cover - 9 lbs.	C18WFNST	
E-Series Solid Foam Cover	E-C18EWSF	
E-Series Single Hole Foam Cover	E-C18EWSFE	
E-Series Simplex Foam Cover-2X2 Grom	E-C18G-2	
E-Series Simplex Foam Cover-2X3 Grom	E-C18G-3	
E-Series Simplex Foam Cover W/Flanges	E-C18F	
E-Series Simplex Two-Piece Foam Cover	E-C18TSF	

Poly Skids

Required for basins over 96"

Poly Skids - Set of Two Skids



Fiberglass Basins & Covers

24" Inside Diameter Basins

PART No.	CAPACITY IN U.S. GALLONS	FIBERGLASS BASIN ONLY	WEIGHT U.S. LBS	BASIN WITH FG ANTI-FLOAT ADD "F" TO PART No.	WEIGHT U.S. LBS.	BASIN WITH STEEL ANTI-FLOAT ADD "S" TO PART No.	WEIGHT U.S. LBS.
FB24X024	47		30		50		97
FB24X030	59		35		55		102
FB24X036	71		40		60		107
FB24X042	82		45		65		112
FB24X048	94		50		70		117
FB24X054	106		54		74		121
FB24X060	118		59		79		126
FB24X066	129		64		84		131
FB24X072	141		69		89		136
FB24X078	153		92		112		159
FB24X084	165		96		116		163
FB24X090	176		102		120		167
FB24X096	188		108		125		172
FB24X102	200	N/A	N/A		129		176
FB24X108	212	N/A	N/A		133		180
FB24X114	223	N/A	N/A		138		185
FB24X120	235	N/A	N/A		142		189
FB24X126	247	N/A	N/A		146		193
FB24X132	259	N/A	N/A		151		195
FB24X138	270	N/A	N/A		155		202
FB24X144	282	N/A	N/A		159		206
FB24X150	294	N/A	N/A		166		213
FB24X156	306	N/A	N/A		172		219
FB24X162	317	N/A	N/A		178		225
FB24X168	329	N/A	N/A		184		231
FB24X174	341	N/A	N/A		190		237
FB24X180	353	N/A	N/A		196		243
FB24X186	364	N/A	N/A		202		249
FB24X192	376	N/A	N/A		208		255
FB24X198	388	N/A	N/A		214		261
FB24X204	400	N/A	N/A		221		268
FB24X210	411	N/A	N/A		227		274
FB24X216	423	N/A	N/A		233		280
FB24X222	435	N/A	N/A		239		286
FB24X228	447	N/A	N/A		245		292
FB24X234	458	N/A	N/A		251		298
FB24X240	470	N/A	N/A		257		304

DESCRIPTION	PART No.	PRICE
24" INSIDE DIAMETER STANDARD ROUND COVERS		
1/2" Thick Non-Skid Solid Green Fiberglass Cover - 18 lbs.	C24WFNST	
1/2" Thick Non-Skid Simplex Fiberglass Cover w/Access	C24SFA	
14g Solid Black Epoxy Steel Cover - 12 lbs.	C24WSL	
14g Simplex Black Epoxy Steel Cover - 14 lbs.	C24SSL	
12g Simplex Black Epoxy Steel Cover - 40 lbs. w/(1) Access Plate and (1) Blank Inspection Plate	C24-12SSA	
1/4" Thick Solid Steel Cover - 48 lbs.	C24WSH	
1/4" Thick Simplex Black Epoxy Steel Cover - 50 lbs.	C24SSH	
Simplex Non-Skid Fiberglass Cover - 18 lbs.	C24FSNST	
1/4" Thick Simplex Black Epoxy Steel Cover - 50 lbs. w/(1) Access Plate and (1) Blank Inspection Plate	C24SSA	
1/4" Thick Duplex Black Epoxy Steel Cover - 52 lbs. w/(2) Access Plates and (1) Blank Inspection Plate	C24DSA	
Steel Single Hatch Door - 60 lbs.	C24HSS	
Aluminum Single Hatch Door - 22 lbs.	C24HSA	
1/4" Thick Perforated Elevator Cover - 50 lbs.	C24ELE	
E-Series Solid Foam Cover	E-C24EWSF	
E-Series Single Hole Foam Cover	E-C24EWSFE	
E-Series Simplex Foam Cover-2X2 Grom	E-C24G-2	
E-Series Simplex Foam Cover -2X3 Grom	E-C24G-3	
E-Series Simplex Foam Cover w/Flanges	E-C24F	

Standard Round Covers for 24" ID Basins

Poly Skids

Required for basins over 96"
Set of Two Skids



Fiberglass Basins & Covers

30" Inside Diameter Basins

PART No.	CAPACITY IN U.S. GALLONS	FIBERGLASS BASIN ONLY	WEIGHT U.S. LBS.	BASIN WITH FG ANTI-FLOAT ADD "F" TO PART No.	WEIGHT U.S. LBS.	BASIN WITH STEEL ANTI-FLOAT ADD "S" TO PART No.	WEIGHT U.S. LBS.
FB30X030	92		46		74		142
FB30X036	110		52		80		148
FB30X042	129		58		86		154
FB30X048	147		64		92		160
FB30X054	165		70		98		166
FB30X060	184		76		104		172
FB30X066	202		112		141		209
FB30X072	220		118		147		214
FB30X078	239		125		154		222
FB30X084	257		133		162		230
FB30X090	275		141		170		237
FB30X096	294		149		177		245
FB30X102	312	N/A	N/A		185		252
FB30X108	330	N/A	N/A		192		260
FB30X114	349	N/A	N/A		200		268
FB30X120	367	N/A	N/A		208		275
FB30X126	386	N/A	N/A		215		283
FB30X132	404	N/A	N/A		223		291
FB30X138	422	N/A	N/A		231		298
FB30X144	441	N/A	N/A		238		306
FB30X150	459	N/A	N/A		246		314
FB30X156	477	N/A	N/A		254		321
FB30X162	496	N/A	N/A		261		329
FB30X168	514	N/A	N/A		269		336
FB30X174	532	N/A	N/A		276		344
FB30X180	551	N/A	N/A		284		352
FB30X186	569	N/A	N/A		292		359
FB30X192	588	N/A	N/A		299		367
FB30X198	606	N/A	N/A		309		377
FB30X204	624	N/A	N/A		319		387
FB30X210	643	N/A	N/A		329		397
FB30X216	661	N/A	N/A		339		407
FB30X222	679	N/A	N/A		349		416
FB30X228	698	N/A	N/A		359		426
FB30X234	716	N/A	N/A		368		436
FB30X240	734	N/A	N/A		378		446

DESCRIPTION	PART No.	PRICE
30" INSIDE DIAMETER STANDARD ROUND COVERS		
Standard Round Covers for 30" ID Basins	1/2" Thick Non-Skid Solid Fiberglass Cover - 29 lbs.	C30WFNST
	1/2" Thick Non-Skid Simplex Fiberglass Cover w/Access	C30SFA
	1/2" Thick Non-Skid Duplex Fiberglass Cover w/Access	C30DFA
	12g Simplex Black Epoxy Steel Cover - 40 lbs.	
	w/(1) Access Plate and (1) Blank Inspection Plate	C30-12SSA
	12g Duplex Black Epoxy Steel Cover - 44 lbs.	
	w/(2) Access Plates and (1) Blank Inspection Plate	C30-12DSA
	1/4" Thick Solid Steel Cover - 65 lbs.	C30WS
	1/4" Thick Simplex Black Epoxy Steel Cover - 69 lbs.	
	w/(1) Access Plate and (1) Blank Inspection Plate	C30SSA
1/4" Thick Duplex Black Epoxy Steel Cover - 73 lbs.		
w/(2) Access Plates and (1) Blank Inspection Plate	C30DSA	
Steel Single Hatch Door - 88 lbs.	C30HSS	
Aluminum Single Hatch Door - 32 lbs.	C30HSA	

Poly Skids

Required for basins over 96"

Poly Skids - Set of Two Skids



Fiberglass Basins & Covers

36" Inside Diameter Basins

PART No.	CAPACITY IN U.S. GALLONS	FIBERGLASS BASIN ONLY	WEIGHT U.S. LBS	BASIN WITH FG ANTI-FLOAT ADD "F" TO PART No.	WEIGHT U.S. LBS.	BASIN WITH STEEL ANTI-FLOAT ADD "S" TO PART No.	WEIGHT U.S. LBS.
FB36X036	159		64		103		195
FB36X042	185		71		110		202
FB36X048	212		78		118		210
FB36X054	238		86		125		217
FB36X060	264		93		132		224
FB36X066	291		159		198		290
FB36X072	317		168		207		299
FB36X078	344		177		216		308
FB36X084	370		186		226		318
FB36X090	397		195		235		327
FB36X096	423		204		244		336
FB36X102	449	N/A	N/A		253		345
FB36X108	476	N/A	N/A		262		354
FB36X114	502	N/A	N/A		271		364
FB36X120	529	N/A	N/A		281		373
FB36X126	555	N/A	N/A		290		382
FB36X132	582	N/A	N/A		299		391
FB36X138	608	N/A	N/A		308		400
FB36X144	635	N/A	N/A		320		412
FB36X150	661	N/A	N/A		332		424
FB36X156	687	N/A	N/A		344		436
FB36X162	714	N/A	N/A		355		448
FB36X168	740	N/A	N/A		367		459
FB36X174	767	N/A	N/A		379		471
FB36X180	793	N/A	N/A		391		483
FB36X186	820	N/A	N/A		403		495
FB36X192	846	N/A	N/A		415		507
FB36X198	872	N/A	N/A		426		519
FB36X204	899	N/A	N/A		438		530
FB36X210	925	N/A	N/A		450		542
FB36X216	952	N/A	N/A		462		554
FB36X222	978	N/A	N/A		479		571
FB36X228	1,005	N/A	N/A		496		588
FB36X234	1,031	N/A	N/A		514		606
FB36X240	1,058	N/A	N/A		531		623

DESCRIPTION	PART No.	PRICE
36" INSIDE DIAMETER STANDARD ROUND COVERS		

**Standard Round Covers
for 36" ID Basins**

1/2" Thick Non-Skid Solid Fiberglass Cover - 40 lbs.	C36WFNST	
1/2" Thick Non-Skid Simplex Fiberglass Cover w/Access	C36SFA	
1/2" Thick Non-Skid Duplex Fiberglass Cover w/Access	C36DFA	
12g Simplex Black Epoxy Steel Cover - 70 lbs.		
w/(1) Access Plate and (1) Blank Inspection Plate	C36-12SSA	
12g Duplex Black Epoxy Steel Cover - 75 lbs.		
w/(2) Access Plates and (1) Blank Inspection Plate	C36-12DSA	
1/4" Thick Solid Steel Cover - 90 lbs.	C36WS	
1/4" Thick Simplex Black Epoxy Steel Cover - 95 lbs.		
w/(1) Access Plate and (1) Blank Inspection Plate	C36SSA	
1/4" Thick Duplex Black Epoxy Steel Cover - 100 lbs.		
w/(2) Access Plates and (1) Blank Inspection Plate	C36DSA	
Steel Single Hatch Door - 110 lbs.	C36HSS	
Aluminum Single Hatch Door - 45 lbs.	C36HSA	

Poly Skids

Required for basins over 96"

Poly Skids - Set of Two Skids



Fiberglass Basins & Covers

42" Inside Diameter Basins

PART No.	CAPACITY IN U.S. GALLONS	FIBERGLASS BASIN ONLY	WEIGHT U.S. LBS	BASIN WITH FG ANTI-FLOAT ADD "F" TO PART No.	WEIGHT U.S. LBS.	BASIN WITH STEEL ANTI-FLOAT ADD "S" TO PART No.	WEIGHT U.S. LBS.
FB42X030	180		83		134		254
FB42X036	216		94		145		265
FB42X042	252		105		156		276
FB42X048	288		116		167		288
FB42X054	324		128		179		299
FB42X060	360		139		190		310
FB42X066	396		183		234		354
FB42X072	432		194		245		365
FB42X078	468		208		259		379
FB42X084	504		221		272		393
FB42X090	540		235		286		407
FB42X096	576		249		300		420
FB42X102	612	N/A	N/A		314		434
FB42X108	648	N/A	N/A		328		448
FB42X114	684	N/A	N/A		341		462
FB42X120	720	N/A	N/A		355		476
FB42X126	756	N/A	N/A		369		489
FB42X132	792	N/A	N/A		383		503
FB42X138	828	N/A	N/A		397		517
FB42X144	864	N/A	N/A		411		531
FB42X150	900	N/A	N/A		427		548
FB42X156	936	N/A	N/A		444		565
FB42X162	972	N/A	N/A		461		582
FB42X168	1,008	N/A	N/A		478		598
FB42X174	1,044	N/A	N/A		495		615
FB42X180	1,080	N/A	N/A		512		632
FB42X186	1,116	N/A	N/A		529		649
FB42X192	1,152	N/A	N/A		546		667
FB42X198	1,188	N/A	N/A		563		683
FB42X204	1,224	N/A	N/A		580		700
FB42X210	1,259	N/A	N/A		597		717
FB42X216	1,295	N/A	N/A		614		734
FB42X222	1,331	N/A	N/A		631		751
FB42X228	1,367	N/A	N/A		647		768
FB42X234	1,403	N/A	N/A		664		785
FB42X240	1,439	N/A	N/A		688		808

DESCRIPTION	PART No.	PRICE
42" INSIDE DIAMETER STANDARD ROUND COVERS		
Standard Round Covers for 42" ID Basins	1/2" Thick Non-skid Solid Green Fiberglass Cover - 58 lbs.	C42WFNST
	1/4" Thick Solid Steel Cover - 128 lbs.	C42WS
	1/4" Thick Simplex Black Epoxy Steel Cover - 133 lbs. w/(1) Access Plate and (1) Blank Inspection Plate	C42SSA
	1/4" Thick Duplex Black Epoxy Steel Cover - 138 lbs. w/(2) Access Plates and (1) Blank Inspection Plate	C42DSA
	1/2" Thick Non-skid Simplex Fiberglass Cover w/(1) Access Plate and (1) Blank Inspection Plate	C42SFA
	1/2" Thick Non-skid Duplex Fiberglass Cover w/(1) Access Plate and (1) Blank Inspection Plate	C42DFA
	Steel Single Hatch Door - 157 lbs.	C42HSS
	Aluminum Single Hatch Door - 60 lbs.	C42HSA

Poly Skids

Required for basins over 96"

Poly Skids - Set of Two Skids



Fiberglass Basins & Covers

48" Inside Diameter Basins

PART No.	CAPACITY IN U.S. GALLONS	FIBERGLASS BASIN ONLY	WEIGHT U.S. LBS.	BASIN WITH FG ANTI-FLOAT ADD "F" TO PART No.	WEIGHT U.S. LBS.	BASIN WITH STEEL ANTI-FLOAT ADD "S" TO PART No.	WEIGHT U.S. LBS.
FB48X030	235		97		162		314
FB48X036	282		110		175		327
FB48X042	329		123		188		340
FB48X048	376		136		200		353
FB48X054	423		148		213		365
FB48X060	470		161		226		378
FB48X066	517		244		309		461
FB48X072	564		260		325		477
FB48X078	611		280		344		496
FB48X084	658		299		364		516
FB48X090	705		318		383		535
FB48X096	752		338		402		554
FB48X102	799	N/A	N/A		422		574
FB48X108	846	N/A	N/A		441		593
FB48X114	893	N/A	N/A		460		612
FB48X120	940	N/A	N/A		480		632
FB48X126	987	N/A	N/A		499		651
FB48X132	1,034	N/A	N/A		518		670
FB48X138	1,081	N/A	N/A		538		690
FB48X144	1,128	N/A	N/A		557		709
FB48X150	1,175	N/A	N/A		576		729
FB48X156	1,222	N/A	N/A		596		748
FB48X162	1,269	N/A	N/A		615		767
FB48X168	1,316	N/A	N/A		634		787
FB48X174	1,363	N/A	N/A		654		806
FB48X180	1,410	N/A	N/A		673		825
FB48X186	1,457	N/A	N/A		699		852
FB48X192	1,504	N/A	N/A		726		878
FB48X198	1,551	N/A	N/A		752		905
FB48X204	1,598	N/A	N/A		779		931
FB48X210	1,645	N/A	N/A		805		957
FB48X216	1,692	N/A	N/A		832		984
FB48X222	1,739	N/A	N/A		858		1,010
FB48X228	1,786	N/A	N/A		885		1,037
FB48X234	1,833	N/A	N/A		911		1,063
FB48X240	1,880	N/A	N/A		938		1,090

DESCRIPTION	PART No.	PRICE
48" INSIDE DIAMETER STANDARD ROUND COVERS		
1/2" Thick Non-skid Solid Green Fiberglass Cover - 82 lbs.	C48WFNST	
1/2" Thick Non-skid Simplex Fiberglass Cover w/Access	C48SFA	
1/2" Thick Non-skid Duplex Fiberglass Cover w/Access	C48DFA	
1/4" Thick Solid Steel Cover - 165 lbs.	C48WS	
1/4" Thick Simplex Black Epoxy Steel Cover - 170 lbs. w/(1) Access Plate and (1) Blank Inspection Plate	C48SSA	
1/4" Thick Duplex Black Epoxy Steel Cover - 175 lbs. w/(2) Access Plates and (1) Blank Inspection Plate	C48DSA	
1/2" Thick Non-skid Solid Fiberglass Hatch Cover - 82 lbs.	C48HSFNST	
Steel Single Hatch Door - 210 lbs.	C48HSS	
Aluminum Single Hatch Door - 80 lbs.	C48HSA	

Standard Round Covers for 48" ID Basins

Poly Skids

Required for basins over 96"

Poly Skids - Set of Two Skids

Safety Grates available for Steel & Aluminum Hatch Covers - call (800) 354-4534 for pricing



Fiberglass Basins & Covers

60" Inside Diameter Basins

PART No.	CAPACITY IN U.S. GALLONS	FIBERGLASS BASIN ONLY	WEIGHT U.S. LBS	BASIN WITH FG ANTI-FLOAT ADD "F" TO PART No.	WEIGHT U.S. LBS.	BASIN WITH STEEL ANTI-FLOAT ADD "S" TO PART No.	WEIGHT U.S. LBS.
FB60X036	441		309		406		633
FB60X042	514		334		430		658
FB60X048	588		358		454		682
FB60X054	661		382		479		706
FB60X060	734		406		503		730
FB60X066	808		430		527		754
FB60X072	881		454		551		778
FB60X078	955		483		580		807
FB60X084	1,028		512		608		836
FB60X090	1,102		540		637		864
FB60X096	1,175		569		667		893
FB60X102	1,248	N/A	N/A		694		922
FB60X108	1,322	N/A	N/A		723		950
FB60X114	1,395	N/A	N/A		751		979
FB60X120	1,469	N/A	N/A		780		1,007
FB60X126	1,542	N/A	N/A		809		1,036
FB60X132	1,616	N/A	N/A		837		1,065
FB60X138	1,689	N/A	N/A		866		1,093
FB60X144	1,763	N/A	N/A		895		1,122
FB60X150	1,836	N/A	N/A		932		1,159
FB60X156	1,909	N/A	N/A		970		1,197
FB60X162	1,983	N/A	N/A		1,007		1,234
FB60X168	2,056	N/A	N/A		1,045		1,272
FB60X174	2,130	N/A	N/A		1,082		1,309
FB60X180	2,203	N/A	N/A		1,120		1,347
FB60X186	2,277	N/A	N/A		1,157		1,384
FB60X192	2,350	N/A	N/A		1,195		1,422
FB60X198	2,424	N/A	N/A		1,232		1,459
FB60X204	2,497	N/A	N/A		1,270		1,497
FB60X210	2,570	N/A	N/A		1,307		1,534
FB60X216	2,644	N/A	N/A		1,349		1,576
FB60X222	2,717	N/A	N/A		1,391		1,618
FB60X228	2,791	N/A	N/A		1,433		1,660
FB60X234	2,864	N/A	N/A		1,475		1,702
FB60X240	2,938	N/A	N/A		1,517		1,744

DESCRIPTION	PART No.	PRICE
60" INSIDE DIAMETER STANDARD ROUND COVERS		
Standard Round Covers for 60" ID Basins	1/2" Thick Solid Blue Fiberglass Cover - 145 lbs.	C60WF
	3/8" Thick Solid Steel Cover - 365 lbs.	C60WS
	3/8" Thick Simplex Black Epoxy Steel Cover - 380 lbs. w/(1) Access Plate and (1) Blank Inspection Plate	C60SSA
	3/8" Thick Duplex Black Epoxy Steel Cover - 395 lbs. w/(2) Access Plates and (1) Blank Inspection Plate	C60DSA
	Steel Single Hatch Door - 415 lbs.	C60HSS
	Aluminum Single Hatch Door - 130 lbs.	C60HSA

Poly Skids

Required for basins over 96"

Poly Skids - Set of Two Skids

Safety Grates available for Steel & Aluminum Hatch Covers - call **(800) 354-4534** for pricing



Fiberglass Basins & Covers

72" Inside Diameter Basins

PART No.	CAPACITY IN U.S. GALLONS	BASIN WITH FG ANTI-FLOAT Add "F" TO PART No.	WEIGHT U.S. LBS.	BASIN WITH STEEL ANTI-FLOAT Add "S" TO PART No.	WEIGHT U.S. LBS.
FB72X060	1,058		717		1,035
FB72X066	1,163		752		1,069
FB72X072	1,269		786		1,104
FB72X078	1,375		826		1,143
FB72X084	1,481		865		1,183
FB72X090	1,586		905		1,223
FB72X096	1,692		945		1,262
FB72X102	1,798		984		1,302
FB72X108	1,904		1,024		1,342
FB72X114	2,009		1,064		1,381
FB72X120	2,115		1,103		1,421
FB72X126	2,221		1,143		1,461
FB72X132	2,327		1,183		1,500
FB72X138	2,432		1,223		1,540
FB72X144	2,538		1,262		1,580
FB72X150	2,644		1,307		1,625
FB72X156	2,749		1,352		1,670
FB72X162	2,855		1,397		1,715
FB72X168	2,961		1,442		1,760
FB72X174	3,067		1,487		1,805
FB72X180	3,173		1,532		1,850
FB72X186	3,278		1,577		1,895
FB72X192	3,384		1,628		1,945
FB72X198	3,490		1,678		1,996
FB72X204	3,596		1,728		2,046
FB72X210	3,701		1,779		2,096
FB72X216	3,807		1,829		2,147
FB72X222	3,913		1,879		2,197
FB72X228	4,019		1,930		2,247
FB72X234	4,124		1,980		2,298
FB72X240	4,230		2,030		2,348

DESCRIPTION	PART No.	PRICE
72" INSIDE DIAMETER STANDARD ROUND COVERS		
	1/2" Thick Solid Blue Fiberglass Cover - 270 lbs.	C72WF
	3/8" Thick Solid Steel Cover - 508 lbs.	C72WS
Standard Round Covers for 72" ID Basins	3/8" Thick Simplex Black Epoxy Steel Cover - 523 lbs. w/(1) Access Plate and (1) Blank Inspection Plate	C72SSA
	3/8" Thick Duplex Black Epoxy Steel Cover - 538 lbs. w/(2) Access Plates and (1) Blank Inspection Plate	C72DSA
	Steel Single Hatch Door - 578 lbs.	C72HSS
	Aluminum Single Hatch Door - 180 lbs.	C72HSA

Poly Skids

Required for basins over 96"

Poly Skids - Set of Two Skids

Safety Grates available for Steel & Aluminum Hatch Covers - call **(800) 354-4534** for pricing



Fiberglass Basins & Covers

96" Inside Diameter Basins

PART No.	CAPACITY IN U.S. GALLONS	BASIN WITH STEEL ANTI-FLOAT	WEIGHT U.S. LBS
FB96X096S	3,008		2,184
FB96X102S	3,196		2,283
FB96X108S	3,384		2,372
FB96X114S	3,572		2,480
FB96X120S	3,760		2,591
FB96X126S	3,948		2,717
FB96X132S	4,136		2,829
FB96X138S	4,324		2,940
FB96X144S	4,512		3,052
FB96X150S	4,700		3,187
FB96X156S	4,888		3,293
FB96X162S	5,076		3,426
FB96X168S	5,264		3,551
FB96X174S	5,452		3,726
FB96X180S	5,640		3,855
FB96X186S	5,828		3,991
FB96X192S	6,016		4,153
FB96X198S	6,204		4,268
FB96X204S	6,392		4,420
FB96X210S	6,580		4,580
FB96X216S	6,768		4,841
FB96X222S	6,956		5,028
FB96X228S	7,144		5,240
FB96X234S	7,332		5,381
FB96X240S	7,520		5,532

DESCRIPTION	PART No.	PRICE
96" INSIDE DIAMETER STANDARD ROUND COVERS		

Aluminum Single Hatch Door

C96HSA

Poly Skids

Poly Skids - Set of Two Skids

Required for basins over 96"

Safety Grates available for Steel & Aluminum Hatch Covers - call **(800) 354-4534** for pricing



Fiberglass Basins & Covers

120" Inside Diameter Basins

PART No.	CAPACITY IN U.S. GALLONS	BASIN WITH STEEL ANTI-FLOAT	WEIGHT U.S. LBS
FB120X096S	4,700		2,985
FB120X102S	4,994		3,171
FB120X108S	5,288		3,358
FB120X114S	5,581		3,544
FB120X120S	5,875		3,793
FB120X126S	6,169		3,948
FB120X132S	6,463		4,104
FB120X138S	6,756		4,260
FB120X144S	7,050		4,416
FB120X150S	7,344		4,475
FB120X156S	7,638		4,796
FB120X162S	7,932		4,968
FB120X168S	8,225		5,141
FB120X174S	8,519		5,330
FB120X180S	8,813		5,519
FB120X186S	9,107		5,708
FB120X192S	9,400		5,897
FB120X198S	9,694		6,086
FB120X204S	9,988		6,325
FB120X210S	10,282		6,533
FB120X216S	10,575		6,738
FB120X222S	10,869		7,125
FB120X228S	11,163		7,348
FB120X234S	11,457		7,570
FB120X240S	11,750		7,792

DESCRIPTION	PART No.	PRICE
120" INSIDE DIAMETER STANDARD ROUND COVERS		

Aluminum Single Hatch Door

C120HSA

Poly Skids

Poly Skids - Set of Two Skids

Required for basins over 96"

Safety Grates available for Steel & Aluminum Hatch Covers - call **(800) 354-4534** for pricing



Topp Industries introduces Corrosion Resistant and High Temperature Fiberglass basins. Utilizing Vinyl Ester Resin, we can assist with engineering a specific tank for your chemical resistant and high temperature applications.

Topp Industries has experienced individuals on staff to help determine your Vinyl Ester needs or help design a complete package station or custom application. Contact the Topp team with the following information and we will be able to provide the appropriate resin for your application.

- All chemicals to which the basin will be exposed
- Normal operating concentrations of chemicals, maximum and minimums (including trace amounts)
- Operating temperature, include minimum and maximum

Call **(800) 354-4534** for pricing and assistance.

DESCRIPTION	PART No.	PRICE
-------------	----------	-------

FIBERGLASS EXTENSIONS FOR FIBERGLASS BASIN

Fiberglass Extensions for 72" ID Fiberglass Basin

72" x 6" Fiberglass Extension	FB72X006E	
72" x 12" Fiberglass Extension	FB72X012E	
72" x 18" Fiberglass Extension	FB72X018E	
72" x 24" Fiberglass Extension	FB72X024E	
72" x 30" Fiberglass Extension	FB72X030E	
72" x 36" Fiberglass Extension	FB72X036E	
72" x 42" Fiberglass Extension	FB72X042E	
72" x 48" Fiberglass Extension	FB72X048E	

DESCRIPTION	PART No.	PRICE
-------------	----------	-------

FIBERGLASS BASIN & COVER ACCESSORIES

Pump Mounting Studs

Installed in your fiberglass basin, when ordered from Topp Industries, Inc.

Stainless Steel Simplex Mounting Studs	SS	
Stainless Steel Duplex Mounting Studs	SD	

Fiberglass Stud Plates

To retrofit existing fiberglass or concrete (mounted in fiberglass plate).



Stainless Steel Simplex Mounting Studs for a 24" ID Basin	FPSS24	
Stainless Steel Simplex Mounting Studs for a 30" ID Basin	FPSS30	
Stainless Steel Duplex Mounting Studs for a 30" ID Basin	FPSD30	
Stainless Steel Simplex Mounting Studs for a 36" ID Basin	FPSS36	
Stainless Steel Duplex Mounting Studs for a 36" ID Basin	FPSD36	
Stainless Steel Simplex Mounting Studs for a 42" ID Basin	FPSS42	
Stainless Steel Duplex Mounting Studs for a 42" ID Basin	FPSD42	
Stainless Steel Simplex Mounting Studs for a 48" ID Basin	FPSS48	
Stainless Steel Duplex Mounting Studs for a 48" ID Basin	FPSD48	
Stainless Steel Simplex Mounting Studs for a 60" ID Basin	FPSS60	
Stainless Steel Duplex Mounting Studs for a 60" ID Basin	FPSD60	
Stainless Steel Simplex Mounting Studs for a 72" ID Basin	FPSS72	
Stainless Steel Duplex Mounting Studs for a 72" ID Basin	FPSD72	

Junction Boxes



4 x 4 x 4 Simplex Junction Box, w/1 1/2" Hub, (3) 1/2" and (1) 3/4" Cord Grips	JB4S	
6 x 6 x 4 Duplex Junction Box, w/2" Hub, (4) 1/2" and (2) 3/4" Cord Grips	JB6S	
8 x 8 x 4 Duplex Junction Box, w/2" Hub, (6) 1/2" and (2) 3/4" Cord Grips	JB8S	

Mini-Bulb Mercury Floats

Mini-Bulb, Mercury, Normally Open w/20' Cable	MMFLOAT-20	
Mini-Bulb, Mercury, Normally Open w/30' Cable	MMFLOAT-30	
Mini-Bulb, Mercury, Normally Open w/40' Cable	MMFLOAT-40	
Mini-Bulb, Mercury, Normally Open w/50' Cable	MMFLOAT-50	

Mercury Floats



Mercury Bulb, Normally Open w/20' Cable	MCFLOAT-20	
Mercury Bulb, Normally Open w/30' Cable	MCFLOAT-30	
Mercury Bulb, Normally Open w/40' Cable	MCFLOAT-40	
Mercury Bulb, Normally Open w/50' Cable	MCFLOAT-50	

Mechanical Floats

Mechanical Bulb, Normally Open w/20' Cable	MEFLOAT-20	
Mechanical Bulb, Normally Open w/30' Cable	MEFLOAT-30	
Mechanical Bulb, Normally Open w/40' Cable	MEFLOAT-40	
Mechanical Bulb, Normally Open w/50' Cable	MEFLOAT-50	

Poly Skids











Required for basins over 96"

Poly Skids - Set of Two Skids



Fiberglass Basin Extensions

DESCRIPTION	PART No.	PRICE
FIBERGLASS EXTENSIONS FOR FIBERGLASS BASIN		
Fiberglass Extensions for 18" ID Fiberglass Basin	18" x 6" Fiberglass Extension ▶	FB18X006E
	18" x 12" Fiberglass Extension ▶	FB18X012E
	18" x 18" Fiberglass Extension ▶	FB18X018E
	18" x 24" Fiberglass Extension ▶	FB18X024E
	18" x 30" Fiberglass Extension ▶	FB18X030E
	18" x 36" Fiberglass Extension ▶	FB18X036E
	18" x 42" Fiberglass Extension ▶	FB18X042E
	18" x 48" Fiberglass Extension ▶	FB18X048E
Fiberglass Extensions for 24" ID Fiberglass Basin	24" x 6" Fiberglass Extension ▶	FB24X006E
	24" x 12" Fiberglass Extension ▶	FB24X012E
	24" x 18" Fiberglass Extension ▶	FB24X018E
	24" x 24" Fiberglass Extension ▶	FB24X024E
	24" x 30" Fiberglass Extension ▶	FB24X030E
	24" x 36" Fiberglass Extension ▶	FB24X036E
	24" x 42" Fiberglass Extension ▶	FB24X042E
	24" x 48" Fiberglass Extension ▶	FB24X048E
Fiberglass Extensions for 30" ID Fiberglass Basin	30" x 6" Fiberglass Extension ▶	FB30X006E
	30" x 12" Fiberglass Extension ▶	FB30X012E
	30" x 18" Fiberglass Extension ▶	FB30X018E
	30" x 24" Fiberglass Extension ▶	FB30X024E
	30" x 30" Fiberglass Extension ▶	FB30X030E
	30" x 36" Fiberglass Extension ▶	FB30X036E
	30" x 42" Fiberglass Extension ▶	FB30X042E
	30" x 48" Fiberglass Extension ▶	FB30X048E
Fiberglass Extensions for 36" ID Fiberglass Basin	36" x 6" Fiberglass Extension ▶	FB36X006E
	36" x 12" Fiberglass Extension ▶	FB36X012E
	36" x 18" Fiberglass Extension ▶	FB36X018E
	36" x 24" Fiberglass Extension ▶	FB36X024E
	36" x 30" Fiberglass Extension ▶	FB36X030E
	36" x 36" Fiberglass Extension ▶	FB36X036E
	36" x 42" Fiberglass Extension ▶	FB36X042E
	36" x 48" Fiberglass Extension ▶	FB36X048E
Fiberglass Extensions for 42" ID Fiberglass Basin	42" x 6" Fiberglass Extension ▶	FB42X006E
	42" x 12" Fiberglass Extension ▶	FB42X012E
	42" x 18" Fiberglass Extension ▶	FB42X018E
	42" x 24" Fiberglass Extension ▶	FB42X024E
	42" x 30" Fiberglass Extension ▶	FB42X030E
	42" x 36" Fiberglass Extension ▶	FB42X036E
	42" x 42" Fiberglass Extension ▶	FB42X042E
	42" x 48" Fiberglass Extension ▶	FB42X048E
Fiberglass Extensions for 48" ID Fiberglass Basin	48" x 6" Fiberglass Extension ▶	FB48X006E
	48" x 12" Fiberglass Extension ▶	FB48X012E
	48" x 18" Fiberglass Extension ▶	FB48X018E
	48" x 24" Fiberglass Extension ▶	FB48X024E
	48" x 30" Fiberglass Extension ▶	FB48X030E
	48" x 36" Fiberglass Extension ▶	FB48X036E
	48" x 42" Fiberglass Extension ▶	FB48X042E
	48" x 48" Fiberglass Extension ▶	FB48X048E
Fiberglass Extensions for 60" ID Fiberglass Basin	60" x 6" Fiberglass Extension ▶	FB60X006E
	60" x 12" Fiberglass Extension ▶	FB60X012E
	60" x 18" Fiberglass Extension ▶	FB60X018E
	60" x 24" Fiberglass Extension ▶	FB60X024E
	60" x 30" Fiberglass Extension ▶	FB60X030E
	60" x 36" Fiberglass Extension ▶	FB60X036E
	60" x 42" Fiberglass Extension ▶	FB60X042E
	60" x 48" Fiberglass Extension ▶	FB60X048E

DESCRIPTION	PART No.	PRICE
FIBERGLASS BASIN AND COVER ACCESSORIES		
 <p>Stainless Steel Float Brackets Shipped loose or installed in your basin when ordered from Topp Industries.</p>	304 Stainless Steel Simplex Float Bracket	SSFB3-12
	304 Stainless Steel Duplex Float Bracket	SSFB4
	Stainless Steel 3 Hole Float Bracket	SS3FB
	Stainless Steel 6 Hook Float Bracket	SS6AHB
 <p>Lifting Lugs, Heavy Duty Installed on your fiberglass basin when ordered from Topp Industries. (Two or three recommended.)</p>	Industrial Enamel Steel Mini-Lifting Lugs (each)	LL050
	Stainless Steel Mini-Lifting Lugs (each)	LL050SS
	Industrial Enamel Steel Lifting Lugs (each)	LL100
	Stainless Steel Lifting Lugs (each)	LL100SS
 <p>Aluminum Ladder Sold by the foot - shipped loose or installed in your fiberglass basin when ordered from Topp Industries.</p>	Aluminum Ladder for Easier Access in Your Lift Station	AL12
 <p>Screened Green Vents and Plastic Vents</p>	2" Screened Green Vent w/Galvanized Close Nipple	GV200
	3" Screened Green Vent w/Galvanized Close Nipple	GV300
	4" Screened Green Vent w/Galvanized Close Nipple	GV400
	2" Plastic Mushroom Vent w/2" Grommet	PV200
	2" Plastic Mushroom Vent w/Activated Carbon & 2" Grommet	PVAC200
	1 1/4" NPT Composite Bolt-on Coupling †	C125FG
	1 1/2" NPT Composite Bolt-on Coupling †	C150FG
	2" NPT Composite Coupling †	C200FG
	1 1/4" NPT Industrial Enameled Steel Bolt-on Coupling †	C125E
	1 1/2" NPT Industrial Enameled Steel Bolt-on Coupling †	C150E
 <p>Threaded Couplings</p>	2" NPT Industrial Enameled Steel Bolt-on Coupling †	C200E
	3" NPT Industrial Enameled Steel Bolt-on Coupling †	C300E
	4" NPT Industrial Enameled Steel Bolt-on Coupling †	C400E
	1 1/4" NPT Stainless Steel Bolt-on Coupling †	C125S
	1 1/2" NPT Stainless Steel Bolt-on Coupling †	C150S
	2" NPT Stainless Steel Bolt-on Coupling †	C200S
	3" NPT Stainless Steel Bolt-on Coupling †	C300S
	4" NPT Stainless Steel Bolt-on Coupling †	C400S
	Pipe Seal for 4" Piping Through a 5" Hole	H400R
	Pipe Seal for 4" SDR 35 Piping Through a 5" Hole	H400R35
 <p>Pipe Grommet Inlet Hub Pipe seal for 4" piping. Your piping will penetrate about 1 3/4" and stop. State of Illinois approved.</p>	Pipe Seal for 6" Piping	H600R
	Pipe Seal for 6" SDR 35 Piping	H600MTH
 <p>Composite Hubs Fiberglass composite bolt-on hubs. (Specify basin size for composite hubs, fiberglass sleeves)</p>	Pipe Seal for 8" SDR 35 Piping	H800MTH
	2" Fiberglass Hub for 4" Piping †	H201FG
	3" Fiberglass Hub for 4" Piping †	H301FG
	4" Fiberglass Hub for 4" Piping †	H401FG
	6" Fiberglass Hub for 6" Piping †	H601FG
 <p>Cast Iron Caulking Inlet Hubs Industrial enameled bolt-on inlet cast iron hubs.</p>	8" Fiberglass Hub for 8" Piping †	H801FG
	Curved Back Cast Iron Hub for 2" Piping †	H200C
	Curved Back Cast Iron Hub for 3" Piping †	H300C
	Curved Back Cast Iron Hub for 4" Piping †	H400C
	Curved Back Cast Iron Hub for 4" Piping on 18" Basins †	H400C-18
	6" Curved Back Cast Iron Hub for 6" Piping †	H600C
 <p>Fiberglass Sleeves (Specify basin size for composite hubs, fiberglass sleeves)</p>	8" Curved Back Cast Iron Hub for 8" Piping †	H800C
	4" Fiberglass Sleeve †	S400FG
	6" Fiberglass Sleeve †	S600FG
 <p>Poly Skids Required for basins over 96"</p>	8" Fiberglass Sleeve †	S800FG
	Poly Skids - Set of Two Skids	


DESCRIPTION	PART No.	PRICE
FIBERGLASS BASIN AND COVER ACCESSORIES		



Aluminum Inlet Hubs

Specify the diameter of your basin.
(Other sizes available upon request)

Curved Aluminum Hub for 10" Piping †	H1000A
Curved Aluminum Hub for 12" Piping †	H1200A



Aluminum Bolt-on Sleeves

Specify the diameter of your basin.
(Other sizes available upon request)

2" Aluminum Sleeve †	SLV0200A
3" Aluminum Sleeve †	SLV0300A
4" Aluminum Sleeve †	SLV0400A
6" Aluminum Sleeve †	SLV0600A
8" Aluminum Sleeve †	SLV0800A
10" Aluminum Sleeve †	SLV1000A
12" Aluminum Sleeve †	SLV1200A



Link Seals

Link Seal LS-200-C	LS-200-C
Link Seal LS-300-C	LS-300-C
Link Seal LS-315-C	LS-315-C
Link Seal LS-325-C	LS-325-C
Link Seal LS-340-C	LS-340-C
Link Seal LS-400-C	LS-400-C
Link Seal LS-410-C	LS-410-C
Link Seal LS-425-C	LS-425-C
Link Seal LS-475-C	LS-475-C
Link Seal LS-200-S316	LS-200-S316
Link Seal LS-300-S316	LS-300-S316
Link Seal LS-325-S316	LS-325-S316
Link Seal LS-340-S316	LS-340-S316
Link Seal LS-400-S316	LS-400-S316
Link Seal LS-410-S316	LS-410-S316
Link Seal LS-425-S316	LS-425-S316
Link Seal LS-475-S316	LS-475-S316

STANDARD DIAMETER SDR35 PVC PIPE				
NOMINAL PIPE SIZE	ACTUAL PIPE SIZE	SLEEVE	LINK SEAL MODEL No.	No. OF LINKS PER SEALS
4	5.000	6	LS-315-C	10
6	7.000	10	LS-410-C	10
8	9.000	12	LS-475-C	12
10	11.000	14	LS-475-C	10
12	13.000	16	LS-425-C	12

ALL DIMENSIONS IN INCHES






STANDARD DIAMETER DUCTILE IRON PIPE				
NOMINAL PIPE SIZE	ACTUAL PIPE SIZE	SLEEVE	LINK SEAL MODEL No.	No. OF LINKS PER SEALS
2	3.000	4	LS-300-C	6
2½	3.000	5	LS-325-C	4
3	4.000	6	LS-325-C	5
4	5.000	8	LS-400-C	5
6	7.000	10	LS-400-C	7
8	9.050	12	LS-475-C	12
10	12.000	14	LS-400-C	11
12	14.000	16	LS-400-C	12
14	16.000	18	LS-360-C	24
16	18.000	22	LS-400-C	16
18	19.500	24	LS-400-C	18
20	22.000	25	LS-400-C	20





ALL DIMENSIONS IN INCHES

† Includes hardware pack (bolts, washers & gasket tape)

STANDARD DIAMETER SCH40 STEEL PIPE				
NOMINAL PIPE SIZE	ACTUAL PIPE SIZE	SLEEVE	LINK SEAL MODEL No.	No. OF LINKS PER SEALS
½	.840	2	LS-200-C	4
¾	2.000	2	LS-200-C	4
1	2.005	2½	LS-200-C	5
1¼	2.000	4	LS-340-C	5
1½	2.000	3	LS-200-C	6
2	3.005	4	LS-300-C	6
2½	3.005	4	LS-200-C	9
3	4.000	6	LS-340-C	9
4	5.000	6	LS-300-C	10
5	6.003	8	LS-425-C	6
6	7.005	10	LS-400-C	7
8	9.005	12	LS-475-C	12
10	11.000	14	LS-400-C	10
12	13.000	16	LS-425-C	12
14	15.000	18	LS-400-C	13
16	17.000	20	LS-400-C	15
18	19.000	22	LS-400-C	17
20	21.000	24	LS-400-C	18

ALL DIMENSIONS IN INCHES

DESCRIPTION		PART No.	PRICE
FIBERGLASS BASIN AND COVER ACCESSORIES			
 <p>Flexible Boot Fittings For straight or angled penetrations.</p>	Flexible Boot Fitting for 1" Piping	FB100	
	Flexible Boot Fitting for 1¼" Piping	FB125	
	Flexible Boot Fitting for 1½" Piping	FB150	
	Flexible Boot Fitting for 2" Piping	FB200	
	Flexible Boot Fitting for 3" Piping	FB300	
	Flexible Boot Fitting for 4" Piping	FB400	
	Flexible Boot Fitting for 6" Piping	FB600	
 <p>Flexible Couplings Leak-proof seal for hubs and sleeves. Easy to apply in tight spaces. Other sizes available.</p>	Flexible Coupling for 4" x 2" Piping	1056-42	
	Flexible Coupling for 6" x 4" Piping	1056-64	
	Flexible Coupling for 8" x 6" Piping	1056-86	
	Flexible Coupling for 10" x 8" Piping	1056-10-8	
 <p>Plastic 2-Bolt Pipe Flange Corrosion resistant threaded vent and slip discharge flanges.</p>	Plastic 2-Bolt Slip Flange, w/O-ring for 1¼" Piping	PF125S	
	Plastic 2-Bolt Slip Flange, w/O-ring for 1½" Piping	PF150S	
	Blank Plastic Flange for 2" Hole	PF200B	
	Plastic 2-Bolt Slip Flange, w/O-ring for 2" Piping	PF200S	
	Plastic 2-Bolt Threaded Flange for 2" Piping	PF200T	
	Plastic 2-Bolt Slip Flange, w/O-ring for 3" Piping	PF300S	
	Plastic 2-Bolt Threaded Flange for 3" Piping	PF300T	
 <p>Cast Iron 2-Bolt Pipe Flange Cast Iron threaded vent and slip discharge flanges.</p>	Cast Iron 2-Bolt Slip Flange, w/O-ring for 3" Piping	CF300S	
	Cast Iron 2-Bolt Threaded Flange for 3" Piping	CF300T	
	Cast Iron 2-Bolt Slip Flange, w/O-ring for 4" Piping	CF400S	
	Cast Iron 2-Bolt Threaded Flange for 4" Piping	CF400T	
 <p>"Ringer" Pipe Grommets For the quick, easy, and sure pipe seal.</p>	For 1¼" Piping (OD) Through 3" Hole	G125	
	For 1½" Piping (OD) Through 3" Hole	G150	
	For 2" Piping (OD) Through 3" Hole	G200	
	For 3" Piping (OD) Through 4" Hole	G300	
	For 4" Piping (OD) Through 5" Hole	G400	
	For SDR35 4" Piping (OD) Through 5" Hole	G400SDR35	
	Electric Cord Grommet, Seals up to 3 Cords (up to ¾" OD) Through a 2½" Hole	ECG	
	Electric Cord Grommet Through a 2" Hole	ECG200	
	Blank Snap Plug for 3" Hole (for steel covers only)	BSP300	

DESCRIPTION	PART NO.	PRICE	
FIBERGLASS BASIN AND COVER ACCESSORIES			
 <p>Access Plates - 12 gauge Epoxy coated 12-gauge steel for easier pump installation and removal.</p>	16" Blank Pump Access Plate †	16BPA-12	
	16" Pump Access Plate *	16PA-12	
	18" Blank Pump Access Plate †	18BPA-12	
	18" Pump Access Plate *	18PA-12	
<p>Access Plates - 1/4" Thick Epoxy coated 1/4" steel for easier pump installation and removal.</p>	16" Blank Pump Access Plate †	16BPA-25	
	16" Pump Access Plate *	16PA-25	
	18" Blank Pump Access Plate †	18BPA-25	
	18" Pump Access Plate *	18PA-25	
	22" Blank Pump Access Plate †	22BPA-25	
	22" Pump Access Plate *	22PA-25	
 <p>Inspection Plates - 12 gauge 10" diameter for an 8" clear access opening.</p>	28" Blank Pump Access Plate †	28BPA-25	
	28" Pump Access Plate *	28PA-25	
	10" Blank Inspection Plate †	IN00-12	
	10" Inspection, w/One 1/2" Cord Grip †	IN01-12	
	10" Inspection, w/Two 1/2" Cord Grips †	IN02-12	
	10" Inspection, w/Three 1/2" Cord Grips †	IN03-12	
	10" Inspection, w/Four 1/2" Cord Grips †	IN04-12	
	10" Blank Inspection Plate †	IN00-25	
	10" Inspection, w/One 1/2" Cord Grip †	IN01-25	
	10" Inspection, w/Two 1/2" Cord Grips †	IN02-25	
<p>Inspection Plates - 1/4" Thick 10" diameter for an 8" clear access opening.</p>	10" Inspection, w/Three 1/2" Cord Grips †	IN03-25	
	10" Inspection, w/Four 1/2" Cord Grips †	IN04-25	
	1" Steel Float Pole Coupling Welding Under Inspection Plate †	FP100E	
	 <p>Electric Cord Grips Easily adjust your power cord without entering the basin.</p>	1/2" NPT, Seals Cords from 1.006" to 1.002" OD	GRIP050
		3/4" NPT, Seals Cords from 1.001" to 1.008" OD	GRIP075
1" NPT, Seals Cords from 1.006" to 2.004" OD		GRIP100	
 <p>Polyethylene Baffles For directing the path of influent and effluent in a basin.</p>	Inlet Baffle, 8" Wide x 4" Deep x 12" Long	PIB12	
	Inlet Baffle, 8" Wide x 4" Deep x 18" Long	PIB18	
	Inlet Baffle, 8" Wide x 4" Deep x 36" Long	PIB36	
	Inlet Baffle, 8" Wide x 4" Deep x 48" Long	PIB48	
 <p>Fiberglass Basin Polyethylene Shipping Skid Reduce the shipping damage on fiberglass basins 96" or longer.</p>	Price Includes 2 Poly Skids for One Basin	POLYSKIDS	
<p>Cover Perforation Adder Perforate any 1/4" thick steel cover with 1/2" OD holes.</p>	10 Holes Randomly Placed	PER105	
 <p>Gasket Material Replacement cover gasket material for gas-tight and water-tight seals.</p>	Foam Tape Seal - 1/8" x 3/4" x 6'	CGM06F	
	Butyl Tape Seal - 3/8" x 15'	CGM15B	
 <p>Bolts and Washers Replacement stainless steel hardware packs for Topp Industries covers.</p>	1/4"-20 x 1 1/4" Bolts (6), 1/4"-20 Washers (6)	HP1420	
	5/16"-18 x 1 1/4" Bolts (6), 5/16"-18 Washers (6)	HP516	
	3/8"-16 x 1 1/4" Bolts (6), 3/8"-16 Washers (6)	HP38	



Fiberglass Triple Garage Systems

18", 24" & 30" Inside Diameter Basins

Designed to help garage areas & other facilities handle the volatile wastes they generate

Installation of a TOPP triple garage basin system reduces the possibility of volatile wastes entering the sewer system where they could potentially explode. The volatile wastes, which are lighter than water, are separated as they pass through the system of baffles and rise to the surface. At the surface, the volatile wastes can safely evaporate and the fumes can be vented into the atmosphere. The balance of the waste matter can then safely enter the sewer system.



DESCRIPTION	PART NO.	FIBERGLASS BASIN W/FIBERGLASS ANTI-FLOAT PRICE
FIBERGLASS TRIPLE GARAGE BASIN SYSTEMS AND ADDERS		
18" ID Fiberglass Triple Garage Systems Include: (3) Fiberglass Basins (3) 4" Inlets, (3) 4" Discharges, (3) 2" Vents (4) 12" Poly Baffles, and (3) ¼" Thick Solid Steel Covers	FTGS18X030F	
	FTGS18X036F	
	FTGS18X042F	
	FTGS18X048F	
	FTGS18X054F	
	FTGS18X060F	
	FTGS18X066F	
	FTGS18X072F	
	FTGS18X078F	
	24" ID Fiberglass Triple Garage Systems Include: (3) Fiberglass Basins (3) 4" Inlets, (3) 4" Discharges, (3) 2" Vents (4) 12" Poly Baffles, and (3) ¼" Thick Solid Steel Covers	FTGS24X030F
FTGS24X036F		
FTGS24X042F		
FTGS24X048F		
FTGS24X054F		
FTGS24X060F		
FTGS24X066F		
FTGS24X072F		
FTGS24X078F		
FTGS24X084F		
30" ID Fiberglass Triple Garage Systems Include: (3) Fiberglass Basins (3) 4" Inlets, (3) 4" Discharges, (3) 2" Vents (4) 12" Poly Baffles, and (3) ¼" Thick Solid Steel Covers	FTGS30X030F	
	FTGS30X036F	
	FTGS30X042F	
	FTGS30X048F	
	FTGS30X054F	
	FTGS30X060F	
	FTGS30X066F	
	FTGS30X072F	
	FTGS30X078F	
	FTGS30X084F	
ADDERS		
Adders	18" Poly Baffle	
	24" Poly Baffle	
	36" Poly Baffle	
	48" Poly Baffle	
	Opt. 1 - Glassing Cover Flanges Inlet & Discharge Pipes Together	
	Opt. 2 - Glassing Anti-Float Flanges Together	



Fiberglass Triple Garage Systems

36", 42" & 48" Inside Diameter Basins

DESCRIPTION	PART No.	FIBERGLASS BASIN W/FIBERGLASS ANTI-FLOAT PRICE
FIBERGLASS TRIPLE GARAGE BASIN SYSTEMS AND ADDERS		
36" ID Fiberglass Triple Garage Systems Include: (3) Fiberglass Basins (3) 4" Inlets, (3) 4" Discharges, (3) 2" Vents (4) 12" Poly Baffles, and (3) ¼"Thick Solid Steel Covers	FTGS36X030F	
	FTGS36X036F	
	FTGS36X042F	
	FTGS36X048F	
	FTGS36X054F	
	FTGS36X060F	
	FTGS36X066F	
	FTGS36X072F	
	FTGS36X078F	
	FTGS36X084F	
42" ID Fiberglass Triple Garage Systems Include: (3) Fiberglass Basins (3) 4" Inlets, (3) 4" Discharges, (3) 2" Vents (4) 12" Poly Baffles, and (3) ¼"Thick Solid Steel Covers	FTGS42X030F	
	FTGS42X036F	
	FTGS42X042F	
	FTGS42X048F	
	FTGS42X054F	
	FTGS42X060F	
	FTGS42X066F	
	FTGS42X072F	
	FTGS42X078F	
	FTGS42X084F	
48" ID Fiberglass Triple Garage Systems Include: (3) Fiberglass Basins (3) 4" Inlets, (3) 4" Discharges, (3) 2" Vents (4) 12" Poly Baffles, and (3) ¼"Thick Solid Steel Covers	FTGS48X030F	
	FTGS48X036F	
	FTGS48X042F	
	FTGS48X048F	
	FTGS48X054F	
	FTGS48X060F	
	FTGS48X066F	
	FTGS48X072F	
	FTGS48X078F	
	FTGS48X084F	
ADDERS		
Adders	18" Poly Baffle	
	24" Poly Baffle	
	36" Poly Baffle	
	48" Poly Baffle	
	Opt. 1 – Glassing Cover Flanges Inlet & Discharge Pipes Together	
	Opt. 2 – Glassing Anti-Float Flanges Together	

Rectangular Valve Vaults, Extensions & Covers

Durable, Non-Corrosive & Lightweight Poly

DESCRIPTION	PART No.	PRICE
POLY RECTANGULAR VALVE VAULTS, EXTENSIONS & COVERS		



Constructed of durable, non-corrosive polyethylene. Offers lightweight construction for easy installation and reduced freight costs. Extremely cost competitive compared to fiberglass or concrete valve vaults. Available with or without discharge piping and valves.

30" Wide x 29" Long x 26" Deep
Poly Rectangular Valve Box

PRVB30X29X26

Solid Composite Cover

PRVC30X29X26

Solid Aluminum Cover

PRVC30X29X26A

Frog-Mouth Composite Cover

PRVC30X29X26FM

Frog-Mouth Aluminum Cover

PRVC30X29X26FMA

Extension for Poly Valve Box

PRVBEXT18



Optional 18" extension available for applications requiring a discharge depth of 36" down to centerline.

FIBERGLASS RECTANGULAR VALVE VAULTS, EXTENSIONS & COVERS		
---	--	--



Constructed of fiberglass with an integral fiberglass anti-flotation flange. Designed to house the valves eliminating the need to enter the wet-well for service work. Available with or without discharge piping and valves.

20" Wide x 20" Long x 20" Deep
FG Rectangular Valve Box

FRVB20X20X20F

Aluminum Cover for FRVB20X20X20F

CFM20X20X20A

32" Wide x 30" Long x 25" Deep
FG Rectangular Valve Box

FRVB32X30X25F

Aluminum Cover for FRVB32X30X25

CFM32X30X25A

30" Wide x 40" Long x 36" Deep
FG Rectangular Valve Box

FRVB30X40X36F

Aluminum Cover for FRVB30X40X36

CFM30X40X36A

35" Wide x 41" Long x 35" Deep
FG Rectangular Valve Box

FRVB35X41X35F

Aluminum Cover for FRVB35X41X35

CFM35X41X35A

42" Wide x 50" Long x 48" Deep
FG Rectangular Valve Box

FRVB42X50X48F

Aluminum Cover for FRVB42X50X48

CFM42X50X48A


Hold Open Arm


CFMSSHOA




Custom valve 50x sizes available - call **(800) 354-4534** for pricing



Stainless Steel (SGR) Guiderail Kits

DESCRIPTION	PART No.	PRICE
STAINLESS STEEL GUIDERAIL KIT		
 <p>Each Kit Contains:</p> <ul style="list-style-type: none"> • 1½" OD (1¼" NPT) or (2" NPT), 16 Gauge 304 Stainless Steel Guiderail • Discharge Location 3 feet up from the Fiberglass Basin Floor • Stainless Steel Guiderail Cross Braces, Mounting Plate and Foot Plate • SGR Guiderail Connector • Stainless Steel Adjustable Wall Bracket • 1¼" or 2" Brass or Stainless Steel Quick Disconnect • Cast Iron Ball Check Valve • Galvanized or Stainless Steel Vertical Pipe Nipples • Stainless Steel Upper and Lower Pump Guiderail Brackets • ¾" 7 x19 304 Stainless Steel Lifting Cable (minimum 3,700 lb break strength) • ¾" 304 Stainless Steel Valve Extension Handle • Assembled and Welded Construction, Boxed and Ready for UPS Shipment 	1¼" NPT Discharge, (2) 48" Sections, 1½" OD Stainless Steel Guiderail w/Brass Quick Disconnect	SGR125-48/48
	2" NPT Discharge, (2) 48" Sections, 1½" OD Stainless Steel Guiderail w/Brass Quick Disconnect	SGR200-48/48
	1¼" NPT Discharge, (2) 48" Sections, 1½" OD Stainless Steel Guiderail w/Stainless Steel Quick Disconnect	SGR125SS-48/48
	2" NPT Discharge, (2) 48" Sections, 1½" OD Stainless Steel Guiderail w/Stainless Steel Quick Disconnect	SGR200SS-48/48

STAINLESS STEEL GUIDERAIL EXTENSIONS		
 <p>Kit Contains: Stainless Steel Wall Bracket(s), Stainless Steel Intermediate Bracing, Stainless Steel Attachment Brace, Guiderail Connectors, Stainless Steel Hardware, Assembled and Welded Construction. Boxed and Ready for UPS Shipment</p>	12" Extension to our 1¼" Rail System	SGR125-12EXT
	12" Extension to our 2" Rail System	SGR200-12EXT
	24" Extension to our 1¼" Rail System	SGR125-24EXT
	24" Extension to our 2" Rail System	SGR200-24EXT
	48" Extension to our 1¼" Rail System	SGR125-48EXT
	48" Extension to our 2" Rail System	SGR200-48EXT

STAINLESS STEEL VERTICAL NIPPLES		
 <p>Replace standard galvanized discharge nipples on the moveable side of the SGR with these Stainless Steel Nipples.</p>	1¼" Stainless Steel Vertical Pipe Nipples	SGR125VN
	2" Stainless Steel Vertical Pipe Nipples	SGR200VN

SGR Guiderail Extensions & Discharge Kits

DESCRIPTION	PART No.	PRICE
 <p>Kit Contains: Galvanized Pipe Nipples, Brass Gate Valve, Galvanized Union. Assembled, Boxed and Ready for UPS Shipment.</p>	1¼" Simplex Galvanized Discharge Pipe Kit	SD125G
	2" Simplex Galvanized Discharge Pipe Kit	SD200G
 <p>Kit Contains: Galvanized Pipe Nipples, Brass Gate Valve, Galvanized Union, Galvanized Tee and Elbows. Assembled, Boxed and Ready for UPS Shipment.</p>	1¼" Duplex Galvanized Discharge Pipe Kit	DD125G
	2" Duplex Galvanized Discharge Pipe Kit	DD200G

DESCRIPTION	PART NO.	PRICE
-------------	----------	-------

STAINLESS STEEL DISCHARGE KITS



Kit Contains:
Stainless Steel Pipe Nipples, Brass Gate Valve, Stainless Steel Union. Assembled, Boxed and Ready for UPS Shipment.

1 1/4" Simplex Stainless Steel Discharge Pipe Kit	SD125S
2" Simplex Stainless Steel Discharge Pipe Kit	SD200S



Kit Contains:
Stainless Steel Pipe Nipples, Brass Gate Valve, Stainless Steel Union, Stainless Steel Tee and Elbows. Assembled, Boxed and Ready for UPS Shipment.

1 1/4" Duplex Stainless Steel Discharge Pipe Kit	DD125S
2" Duplex Stainless Steel Discharge Pipe Kit	DD200S

STAINLESS STEEL LIFTING CABLE



3/16" 304 Stainless Steel Lifting Cable with Shackles and Pump Connectors.

4' Length	SSLC-04
8' Length	SSLC-08
10' Length	SSLC-10
20' Length	SSLC-20
30' Length	SSLC-30

STAINLESS STEEL LIFTING CHAIN



3/16" Dia 300 Series Stainless Steel Lifting Chain with two Stainless Steel Shackles.

10' Length	CHNSS10
15' Length	CHNSS15
20' Length	CHNSS20
25' Length	CHNSS25
30' Length	CHNSS30

STAINLESS STEEL VALVE EXTENSION HANDLE



3/8" 304 Stainless Steel Valve Extension Handle. (per foot price)



For 1 1/4" Gate Valves (w/hardware)	SVH125
For 2" Gate Valves (w/hardware)	SVH200
For 3" Gate Valves (w/hardware)	SVH300

DESCRIPTION	PART NO.	PRICE
-------------	----------	-------

SGR GUIDERAIL MOUNTING KIT FOR A PRE-EXISTING FIBERGLASS BASIN



Stainless Steel Simplex Mounting Studs, Mounted in a Fiberglass Plate, for a 24" ID Basin	FPSS24
Stainless Steel Simplex Mounting Studs, Mounted in a Fiberglass Plate, for a 30" ID Basin	FPSS30
Stainless Steel Duplex Mounting Studs, Mounted in a Fiberglass Plate, for a 30" ID Basin	FPSS30
Stainless Steel Simplex Mounting Studs, Mounted in a Fiberglass Plate, for a 36" ID Basin	FPSS36
Stainless Steel Duplex Mounting Studs, Mounted in a Fiberglass Plate, for a 36" ID Basin	FPSS36
Stainless Steel Simplex Mounting Studs, Mounted in a Fiberglass Plate, for a 42" ID Basin	FPSS42
Stainless Steel Duplex Mounting Studs, Mounted in a Fiberglass Plate, for a 42" ID Basin	FPSS42
Stainless Steel Simplex Mounting Studs, Mounted in a Fiberglass Plate, for a 48" ID Basin	FPSS48
Stainless Steel Duplex Mounting Studs, Mounted in a Fiberglass Plate, for a 48" ID Basin	FPSS48
Stainless Steel Simplex Mounting Studs, Mounted in a Fiberglass Plate, for a 60" ID Basin	FPSS60
Stainless Steel Duplex Mounting Studs, Mounted in a Fiberglass Plate, for a 60" ID Basin	FPSS60
Stainless Steel Simplex Mounting Studs, Mounted in a Fiberglass Plate, for a 72" ID Basin	FPSS72
Stainless Steel Duplex Mounting Studs, Mounted in a Fiberglass Plate, for a 72" ID Basin	FPSS72

DESCRIPTION	PART No.	PRICE
THREADED COUPLINGS		
 1¼" NPT Composite Bolt-on Coupling †	C125FG	
1½" NPT Composite Bolt-on Coupling †	C150FG	
2" NPT Composite Coupling †	C200FG	
1¼" NPT Steel Bolt-on Coupling, w/Hardware, Sealing Material & Black Industrial Finish †	C125E	
1½" NPT Steel Bolt-on Coupling, w/Hardware, Sealing Material & Black Industrial Finish †	C150E	
2" NPT Steel Bolt-on Coupling, w/Hardware, Sealing Material & Black Industrial Finish †	C200E	
3" NPT Steel Bolt-on Coupling, w/Hardware, Sealing Material & Black Industrial Finish †	C300E	
4" NPT Steel Bolt-on Coupling, w/Hardware, Sealing Material & Black Industrial Finish †	C400E	
1¼" NPT Stainless Steel Bolt-on Coupling, w/Hardware, Sealing Material †	C125S	
1½" NPT Stainless Steel Bolt-on Coupling, w/Hardware, Sealing Material †	C150S	
2" NPT Stainless Steel Bolt-on Coupling, w/Hardware, Sealing Material †	C200S	
3" NPT Stainless Steel Bolt-on Coupling, w/Hardware, Sealing Material †	C300S	
4" NPT Stainless Steel Bolt-on Coupling, w/Hardware, Sealing Material †	C400S	
GROMMETS FOR THE QUICK, EASY, AND SURE PIPE SEAL		
 Pipe Seal for 1¼" Piping (OD) Through a 3" Hole	G125	
Pipe Seal for 1½" Piping (OD) Through a 3" Hole	G150	
Pipe Seal for 2" Piping (OD) Through a 3" Hole	G200	
Pipe Seal for 3" Piping (OD) Through a 4" Hole	G300	
Pipe Seal for 4" Piping (OD) Through a 5" Hole	G400	
Pipe Seal for SDR35 4" Piping (OD) Through 5" Hole	G400SDR35	

† Includes hardware pack (bolts, washers & gasket tape)

Built to meet the engineered standards of municipal wastewater stations

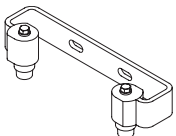
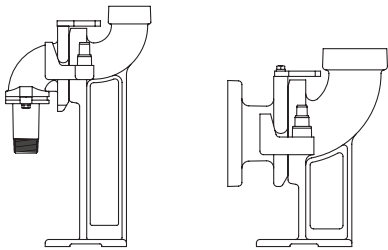
Freeflo™ Base Elbow Rail Systems are designed to configure with most vertical and horizontal submersible pumps in the market today. Systems feature durable iron construction, powder coating for corrosion resistance and compact design for easy installation.

Freeflo™ Base Elbow Rail System Accessories


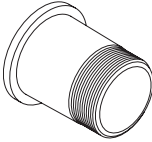
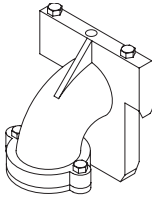
- Stainless steel or galvanized upper guide rail brackets.
- Stainless steel intermediate guide rail brackets for 3/4", 1", 1-1/4" or 2" rails.
- Replacement pull-out flanges for all base elbow rail systems.
- 2-piece ring and flange assembly.
- Specialty pump adapter flanges for Barnes™ SGV and Hydromatic® HPG pumps.
- Flange gasket kits for inlet or discharge of 3".
- Alternate sealing rings for 4" and 6" base elbows.



DESCRIPTION	PART No.	PRICE
FREEFLO™ BASE ELBOWS 1 1/4" - 3"		
Base Elbow, Pull-Out Flange, 1 1/4" SS Pump Adapter	BERS-0125	
Base Elbow, Pull-Out Flange w/ Check Valve, 1 1/4" SS Pump Adapter	BERS-0125CV	
Base Elbow, Bronze (NS) Pull-Out Flange, 1 1/4" SS Pump Adapter	BERS-0125EX	
Base Elbow, Pull-Out Flange, 1 1/2" SS Pump Adapter	BERS-0150	
Base Elbow, Pull-Out Flange w/ Check Valve, 1 1/2" SS Pump Adapter	BERS-0150CV	
Base Elbow, Bronze (NS) Pull-Out Flange, 1 1/2" SS Pump Adapter	BERS-0150EX	
Base Elbow, Pull-Out Flange, 2" SS Pump Adapter	BERS-0200	
Base Elbow, Pull-Out Flange w/ Check Valve, 2" SS Pump Adapter	BERS-0200CV	
Base Elbow, Bronze (NS) Pull-Out Flange, 2" SS Pump Adapter	BERS-0200EX	
Base Elbow, Pull-Out Flange 3" SS Pump Adapter for Vertical Discharge	BERS-0300V	
Base Elbow, Bronze (NS) Pull-Out Flange, 3" SS Pump Adapter for Vertical Discharge	BERS-0300VEX	
Base Elbow, Pull-Out Flange 2" SS Pump Adapter for Vertical Discharge	BERS-0320V	
Base Elbow, Pull-Out Flange for 3" Horizontal Discharge	BERS-0300H	
Base Elbow, Bronze (NS) Pull-Out Flange 3" x 2" SS Pump Adapter for Vertical Discharge	BERS-0320EX	
Base Elbow, Pull-Out Flange for 2 1/2" Horizontal Discharge	BERS-0325H	
Base Elbow, Bronze (NS) Pull-Out Flange for 3" Horizontal Discharge	BERS-0300HEX	
3 x 2 Base Elbow, Bronze (NS) Pull-Out Flange for Horizontal Discharge	BERS-0325HEX	
SS Upper Guide Rail Bracket for Rail Sizes 3/4", 1", 1 1/4"	UGB-STNLS	
Powder-coated Upper Guide Rail Bracket for Rail Sizes 3/4", 1", 1 1/4"	UGB-PC	
SS Intermediate Guide Rail Bracket for 3/4" Rail	IGB-0075	
SS Intermediate Guide Rail Bracket for 1" Rail	IGB-0100	
SS Intermediate Guide Rail Bracket for 1 1/4" Rail	IGB-0125	

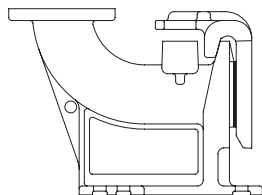


Freeflo™ Base Elbow Rail System Components

DESCRIPTION	PART No.	PRICE
CHAIN PACKAGES		
	3/16" Dia x 10' 300 Series Stainless Steel Lifting Chain with hardware	CHNSS10
	3/16" Dia x 15' 300 Series Stainless Steel Lifting Chain with hardware	CHNSS15
	3/16" Dia x 20' 300 Series Stainless Steel Lifting Chain with hardware	CHNSS20
	3/16" Dia x 25' 300 Series Stainless Steel Lifting Chain with hardware	CHNSS25
	3/16" Dia x 30' 300 Series Stainless Steel Lifting Chain with hardware	CHNSS30
FREEFLO™ PUMP ADAPTERS		
	1 1/4" SS Pump Adapter	PAF-0125
	1 1/2" SS Pump Adapter	PAF-0150
	2" SS Pump Adapter	PAF-0200
FREEFLO™ PULL-OUT FLANGES FOR EZ-OUT RETROFIT		
	Replacement Pull-Out Flange for 1 1/4" Elbow	EZR-POF-0125
	Replacement Pull-Out Flange for 1 1/4" Check Valve Elbow	EZR-POF-0125CV
	Replacement Pull-Out Flange for 2" Elbow	EZR-POF-0200
	Replacement Pull-Out Flange for 2" Check Valve Elbow	EZR-POF-0200CV
	Replacement Pull-Out Flange for 2" Horizontal Elbow	EZR-POF-0300H
FREEFLO™ PULL-OUT FLANGES		
	Pull-Out Flange for 1 1/4" - 2" Systems	POF-0200
	Pull-Out Flange w/ Check Valve for 1 1/4" - 2" Systems	POF-0200CV
	Bronze (NS) Pull-Out Flange for 1 1/4" - 2" Systems	POF-0200EX
	Pull-Out Flange for 3" Vertical Discharge Systems	POF-0300V
	Pull-Out Flange for 3" Horizontal Discharge Systems	POF-0300H
	Pull-Out Flange for 2 1/2" Horizontal Discharge Systems	POF-0325H
	Bronze (NS) Pull-Out Flange for 3" Horizontal Discharge Systems	POF-0300HEX
FREEFLO™ ADAPTERS AND FITTINGS		
	Replacement O-Ring Kit (2 pcs.) for 1 1/4" - 2" Systems	BERS-OR0200
	Optional Adapter (Spacer) for Hpg Grinder Pumps to Ease Installation	HPGADAPTER
	Optional Adapter (Spacer) for Svg Grinder Pumps to Ease Installation	SGVADAPTER
	Sealing Gasket & Bolt / Nut Kit for 3" Horizontal Discharge Systems	POK-0300
	Replacement O-Ring Kit (2 pcs.) for 3" Systems	BERS-OR0300
FREEFLO™ QUICK DISCONNECT SYSTEM		
	1 1/4" Quick Disconnect Valve	QDV125
	2" Quick Disconnect Valve	QDV200
	1 1/4" Quick Disconnect Hose (priced per foot)	QDHS125
	2" Quick Disconnect Hose (priced per foot)	QDHS200
	1 1/4" Stainless Steel Quick Disconnect Flange	SFL125
	2" Stainless Steel Quick Disconnect Flange	SFL200
	24" Stainless Steel Threaded Removal Handle	QDVHD24
	36" Stainless Steel Threaded Removal Handle	QDVHD36

Freeflo™ Base Elbow Rail System Components

DESCRIPTION	PART NO.	PRICE
FREEFLO™ 4" SYSTEMS AND REPLACEMENT PARTS		



Base Elbow, Pull-Out Flange for 4" Horizontal Discharge	BERS-0400	
Base Elbow, Pull-Out Flange for 3" Horizontal Discharge	BERS-0430	
Base Elbow, Bronze (NS) Pull-Out Flange for 4" Horizontal Discharge	BERS-0400HEX	
Pull-Out Flange for 4" Horizontal Discharge Systems	POF-0400	
Pull-Out Flange for 3" Horizontal Discharge Systems	POF-0430	
Bronze (NS) Pull-Out Flange for 4" Horizontal Discharge Systems	POF-0400HEX	
SS Upper Guide Rail Bracket for 2" Rail	UGB-0200	
SS Intermediate Guide Rail Bracket for 2" Rail	IGB-0200	
Sealing Gasket & Bolt / Nut Kit for 4" Horizontal Discharge Systems	POK-0400	
Replacement SS Sealing Ring for 4" Horizontal Discharge Systems	SR-0400	
Alternate Heavy Duty Rubber Ring for 4" Horizontal Discharge Systems	FG-0400	

FREEFLO™ 6" SYSTEMS AND REPLACEMENT PARTS		
--	--	--



Base Elbow, Pull-Out Flange for 6" Horizontal Discharge	BERS-0600	
Base Elbow, Pull-Out Flange for 4" Horizontal Discharge	BERS-0640	
Base Elbow, Bronze (NS) Pull-Out Flange for 6 Horizontal Discharge	BERS-0600HEX	
Pull-Out Flange for 6" Horizontal Discharge Systems	POF-0600	
Pull-Out Flange for 4" Horizontal Discharge Systems	POF-0640	
Bronze (NS) Pull-Out Flange for 6" Horizontal Discharge Systems	POF-0600HEX	
Sealing Gasket & Bolt/Nut Kit for 6" Horizontal Discharge Systems	POK-0600	
Replacement SS Sealing Ring for 6" Horizontal Discharge Systems	SR-0600	
Alternative Heavy Duty Rubber Ring for 6" Horizontal Discharge	FG-0600	

FREEFLO™ 8" SYSTEMS AND REPLACEMENT PARTS		
--	--	--

Base Elbow, Pull-Out Flange for 8" Horizontal Discharge	BERS-0800	
Base Elbow, Pull-Out Flange for 6" Horizontal Discharge	BERS-0860	
Base Elbow, Bronze (NS) Pull-Out Flange for 8" Horizontal Discharge	BERS-0800HEX	
Pull-Out Flange for 8" Horizontal Discharge Systems	POF-0800	
Pull-Out Flange for 6" Horizontal Discharge Systems	POF-0860	
Bronze (NS) Pull-Out Flange for 8" Horizontal Discharge Systems	POF-0800HEX	
SS Upper Guide Rail Bracket for 3" Rail	UGB-0300	
SS Intermediate Guide Rail Bracket for 3" Rail	IGB-0300	
Sealing Gasket & Bolt/Nut Kit for 8" Horizontal Discharge Systems	POK-0800	
Replacement SS Sealing Ring for 8" Horizontal Discharge Systems	SR-0800	
Alternate Heavy Duty Rubber Ring for 8" Horizontal Discharge Systems	FG-0800	

Prefabricated Fiberglass Lift Station

Simplex SGR Standard Discharge

PUMP INFORMATION

Model NO: _____

Rating: _____ GPM _____ TDH

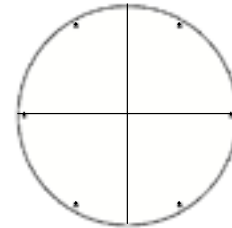
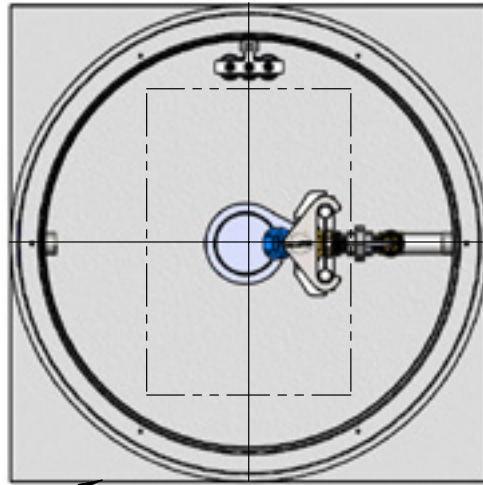
Motor: _____ HP _____ RPM

Elec: _____ PH _____ HZ _____ v

Elec: _____ FL AMPS

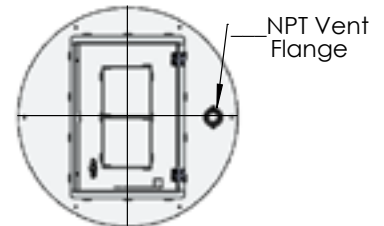
DISCHARGE PIPE

- 1 1/4"
- 2"



Solid Cover

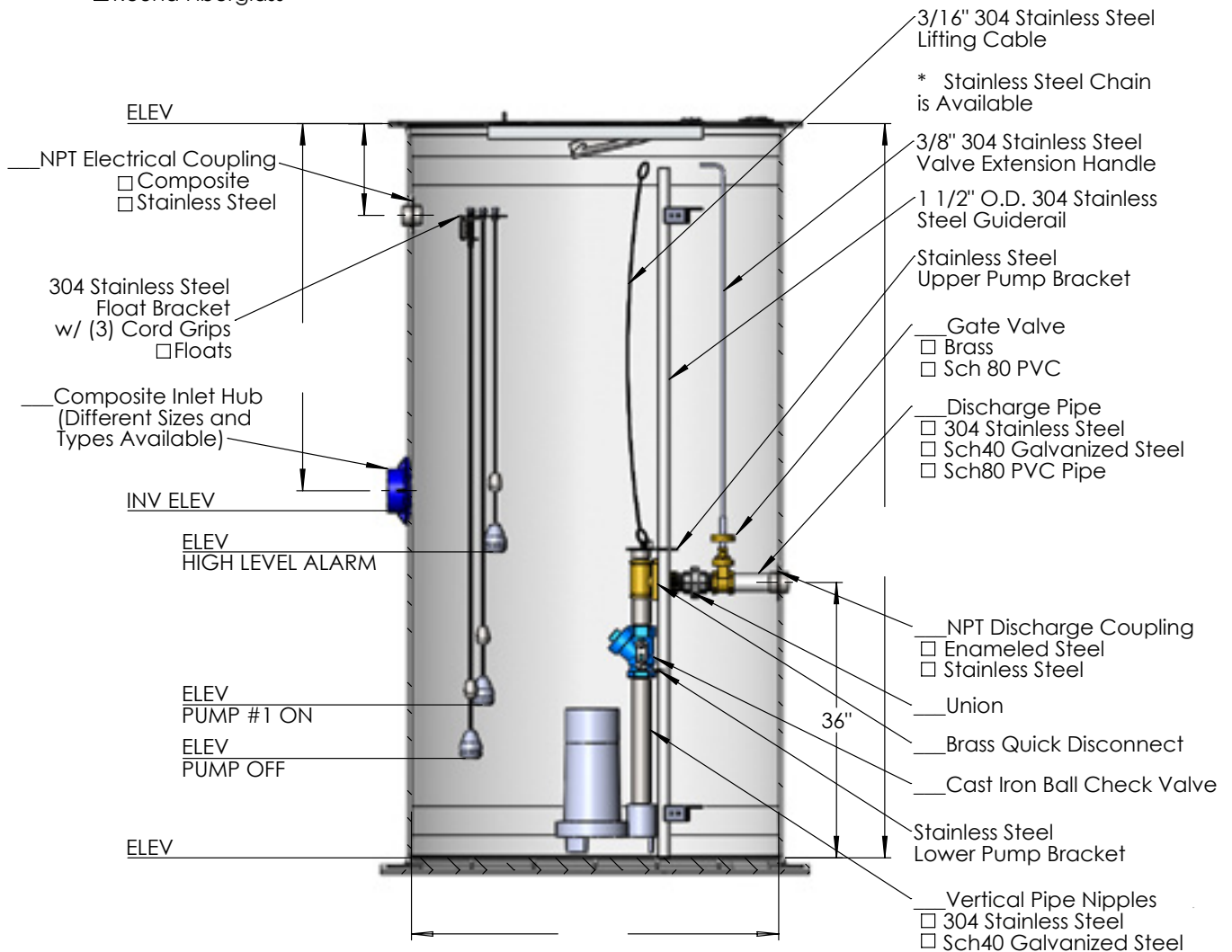
- Fiberglass
- Steel



Hinged and Lockable Cover

- Fiberglass
- Aluminum
- Steel

- Anti-Floation Flange
- Fiberglass Encapsulated
 - ASTM A-36 Steel
 - Round Fiberglass



Prefabricated Fiberglass Lift Station

Simplex SGR Elevated Discharge

PUMP INFORMATION

Model NO: _____

Rating: _____ GPM _____ TDH

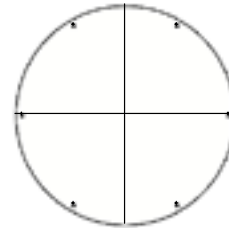
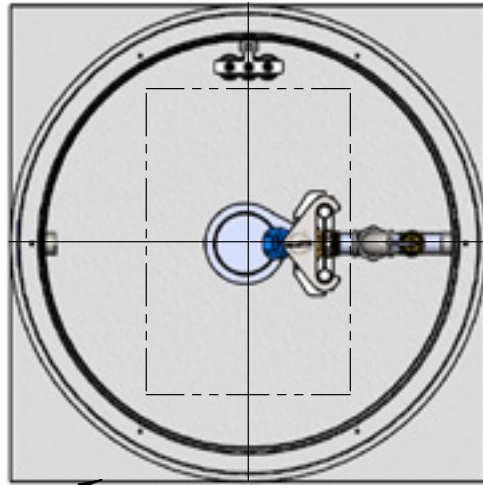
Motor: _____ HP _____ RPM

Elec: _____ PH _____ HZ _____ v

Elec: _____ FL AMPS

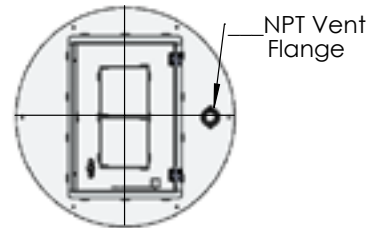
DISCHARGE PIPE

- 1 1/4"
- 2"



Solid Cover

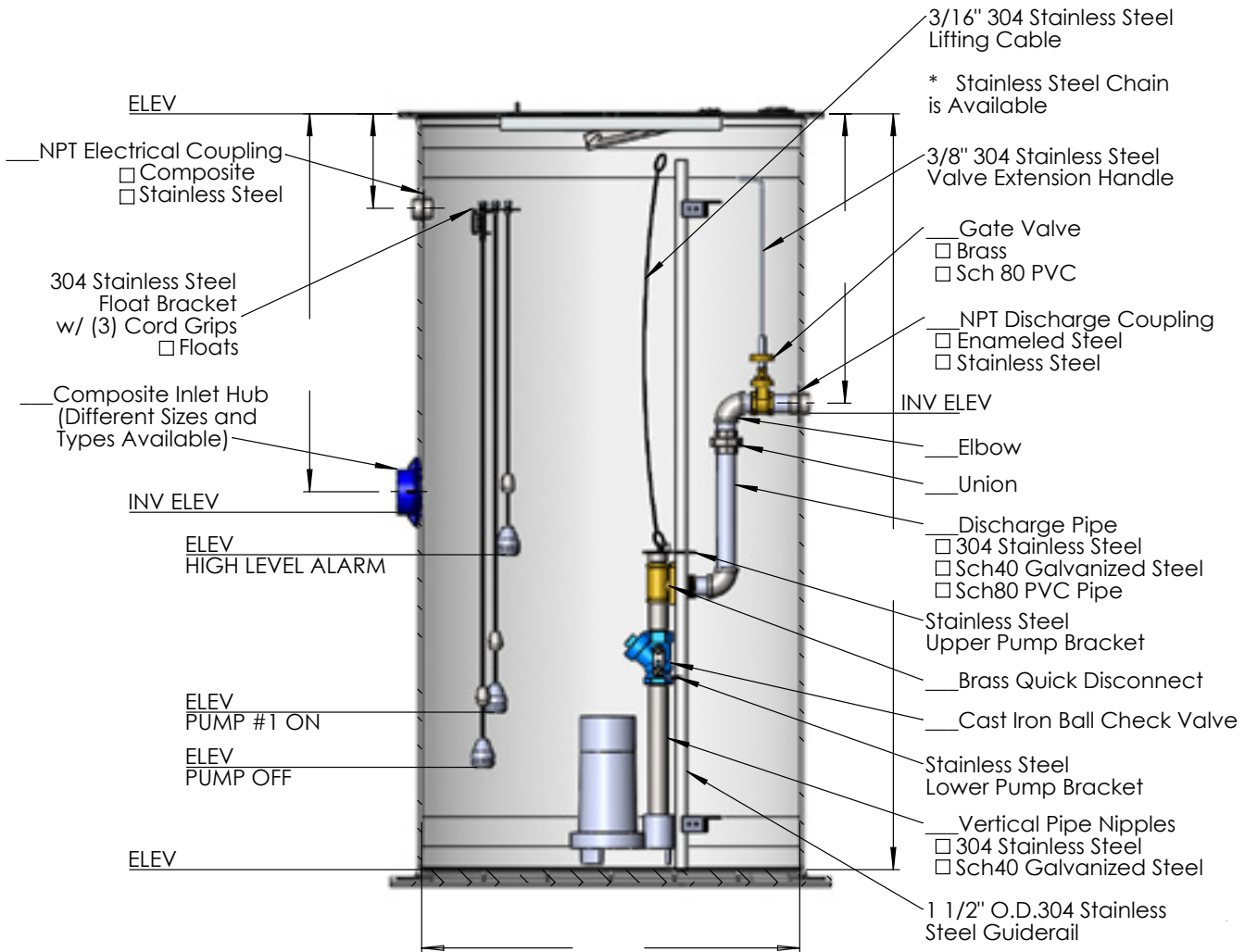
- Fiberglass
- Steel



Hinged and Lockable Cover

- Fiberglass
- Aluminum
- Steel

- Anti-Floatation Flange
- Fiberglass Encapsulated
- ASTM A-36 Steel
- Round Fiberglass





SGR Guiderail Simplex Package Systems

24" Diameter, 1-1/4" NPT Discharge

PART No.	DESCRIPTION	CAPACITY IN U.S. GALLONS	WEIGHT U.S. LBS.	LIST PRICE
SFB24X60F-1P	24X60 Fiberglass Basin, With Fiberglass Anti-float	117	222	
SFB24X72F-1P	24X72 Fiberglass Basin, With Fiberglass Anti-float	141	232	
SFB24X84F-1P	24X84 Fiberglass Basin, With Fiberglass Anti-float	164	259	
SFB24X96F-1P	24X96 Fiberglass Basin, With Fiberglass Anti-float	188	268	
SFB24X108F-1P	24X108 Fiberglass Basin, With Fiberglass Anti-float	211	276	
SFB24X120F-1P	24X120 Fiberglass Basin, With Fiberglass Anti-float	235	285	
SFB24X132F-1P	24X132 Fiberglass Basin, With Fiberglass Anti-float	258	319	
SFB24X144F-1P	24X144 Fiberglass Basin, With Fiberglass Anti-float	282	327	
SFB24X156F-1P	24X156 Fiberglass Basin, With Fiberglass Anti-float	305	340	
SFB24X168F-1P	24X168 Fiberglass Basin, With Fiberglass Anti-float	329	352	
SFB24X180F-1P	24X180 Fiberglass Basin, With Fiberglass Anti-float	352	364	
SFB24X192F-1P	24X192 Fiberglass Basin, With Fiberglass Anti-float	376	376	
SFB24X204F-1P	24X204 Fiberglass Basin, With Fiberglass Anti-float	399	389	
SFB24X216F-1P	24X216 Fiberglass Basin, With Fiberglass Anti-float	423	401	
SFB24X228F-1P	24X228 Fiberglass Basin, With Fiberglass Anti-float	446	413	
SFB24X240F-1P	24X240 Fiberglass Basin, With Fiberglass Anti-float	470	425	

Each Package System includes:

- Fiberglass Basin, with Fiberglass anti-float
- 1-1/4" NPT discharge SGR Guiderail System
- 1-1/4" simplex SCH80 PVC discharge kit and 1-1/4" stainless steel discharge coupling
- 4" inlet grommet
- 1-1/2" composite electrical coupling & Stainless Steel float bracket with (3) cord grips
- 2" composite vent coupling
- Solid Fiberglass Cover

ADDERS	DESCRIPTION	LIST PRICE
H402FG2430 w/H400R	4" composite hub with 4" grommet hub	
U600	6" Uniseal	
GV200S w/PF200T	2" green vent w/ SS close nipple, 2" thd. vent flange	
GV300S w/PF300T	3" green vent w/ SS close nipple, 3" thd. vent flange	
LL050	Powder coated steel mini lifting lug	
LL050SS	Stainless steel mini lifting lug	
JB4S	Nema 4X Junction Box w/(3) 1/2" and (1) 3/4" cord grips	
Encapsulated Steel Anti-float		
1-1/4" 304 stainless steel piping for basins 120" or less		
1-1/4" 304 stainless steel piping for basins 126"- 240"		



SGR Guiderail Simplex Package Systems

30" Diameter, 1-1/4" NPT Discharge

PART No.	DESCRIPTION	CAPACITY IN U.S. GALLONS	WEIGHT U.S. LBS.	LIST PRICE
SFB30X60F-1P	30X60 Fiberglass Basin, With Fiberglass Anti-float	184	258	
SFB30X72F-1P	30X72 Fiberglass Basin, With Fiberglass Anti-float	220	301	
SFB30X84F-1P	30X84 Fiberglass Basin, With Fiberglass Anti-float	257	316	
SFB30X96F-1P	30X96 Fiberglass Basin, With Fiberglass Anti-float	294	331	
SFB30X108F-1P	30X108 Fiberglass Basin, With Fiberglass Anti-float	330	346	
SFB30X120F-1P	30X120 Fiberglass Basin, With Fiberglass Anti-float	367	362	
SFB30X132F-1P	30X132 Fiberglass Basin, With Fiberglass Anti-float	404	402	
SFB30X144F-1P	30X144 Fiberglass Basin, With Fiberglass Anti-float	441	417	
SFB30X156F-1P	30X156 Fiberglass Basin, With Fiberglass Anti-float	477	433	
SFB30X168F-1P	30X168 Fiberglass Basin, With Fiberglass Anti-float	514	448	
SFB30X180F-1P	30X180 Fiberglass Basin, With Fiberglass Anti-float	551	463	
SFB30X192F-1P	30X192 Fiberglass Basin, With Fiberglass Anti-float	588	478	
SFB30X204F-1P	30X204 Fiberglass Basin, With Fiberglass Anti-float	624	498	
SFB30X216F-1P	30X216 Fiberglass Basin, With Fiberglass Anti-float	661	518	
SFB30X228F-1P	30X228 Fiberglass Basin, With Fiberglass Anti-float	698	538	
SFB30X240F-1P	30X240 Fiberglass Basin, With Fiberglass Anti-float	734	557	

Each Package System includes:

- Fiberglass Basin, with Fiberglass anti-float
- 1-1/4" NPT discharge SGR Guiderail System
- 1-1/4" simplex SCH80 PVC discharge kit and 1-1/4" stainless steel discharge coupling
- 4" inlet grommet
- 1-1/2" composite electrical coupling & Stainless Steel float bracket with (3) cord grips
- 2" composite vent coupling
- Solid Fiberglass Cover

H402FG2430 w/H400R	4" composite hub with 4" grommet hub	
U600	6" Uniseal	
GV200S w/PF200T	2" green vent w/ SS close nipple, 2" thd. vent flange	
GV300S w/PF300T	3" green vent w/ SS close nipple, 3" thd. vent flange	
LL050	Powder coated steel mini lifting lug	
LL050SS	Stainless steel mini lifting lug	
JB4S	Nema 4X Junction Box w/(3) 1/2" and (1) 3/4" cord grips	
Encapsulated Steel Anti-float		
1-1/4" 304 stainless steel piping for basins 120" or less		
1-1/4" 304 stainless steel piping for basins 126"- 240"		



SGR Guiderail Simplex Package Systems

36" Diameter, 1-1/4" NPT Discharge

PART No.	DESCRIPTION	CAPACITY IN U.S. GALLONS	WEIGHT U.S. LBS.	LIST PRICE
SFB36X60F-1P	36X60 Fiberglass Basin, With Fiberglass Anti-float	264	307	
SFB36X72F-1P	36X72 Fiberglass Basin, With Fiberglass Anti-float	317	382	
SFB36X84F-1P	36X84 Fiberglass Basin, With Fiberglass Anti-float	370	401	
SFB36X96F-1P	36X96 Fiberglass Basin, With Fiberglass Anti-float	423	419	
SFB36X108F-1P	36X108 Fiberglass Basin, With Fiberglass Anti-float	476	437	
SFB36X120F-1P	36X120 Fiberglass Basin, With Fiberglass Anti-float	529	456	
SFB36X132F-1P	36X132 Fiberglass Basin, With Fiberglass Anti-float	582	499	
SFB36X144F-1P	36X144 Fiberglass Basin, With Fiberglass Anti-float	635	520	
SFB36X156F-1P	36X156 Fiberglass Basin, With Fiberglass Anti-float	687	544	
SFB36X168F-1P	36X168 Fiberglass Basin, With Fiberglass Anti-float	740	567	
SFB36X180F-1P	36X180 Fiberglass Basin, With Fiberglass Anti-float	793	591	
SFB36X192F-1P	36X192 Fiberglass Basin, With Fiberglass Anti-float	876	615	
SFB36X204F-1P	36X204 Fiberglass Basin, With Fiberglass Anti-float	899	638	
SFB36X216F-1P	36X216 Fiberglass Basin, With Fiberglass Anti-float	952	662	
SFB36X228F-1P	36X228 Fiberglass Basin, With Fiberglass Anti-float	1005	696	
SFB36X240F-1P	36X240 Fiberglass Basin, With Fiberglass Anti-float	1058	731	

Each Package System includes:

- Fiberglass Basin, with Fiberglass anti-float
- 1-1/4" NPT discharge SGR Guiderail System
- 1-1/4" simplex SCH80 PVC discharge kit and 1-1/4" stainless steel discharge coupling
- 4" inlet grommet
- 1-1/2" composite electrical coupling & Stainless Steel float bracket with (3) cord grips
- 2" composite vent coupling
- Solid Fiberglass Cover

ADDERS	DESCRIPTION	LIST PRICE
C36HSS	Powder-coated steel hatch cover, hinged & lockable	
C36HSA	Aluminum Hatch cover, hinged & lockable	
H403FG3672 w/H400R	4" composite hub with 4" grommet hub	
H601FG w/H600R	6" composite hub with 6" grommet hub	
H801FG	8" composite hub	
U600	6" Uniseal	
GV200S w/PF200T	2" green vent w/ SS close nipple, 2" thd. vent flange	
GV300S w/PF300T	3" green vent w/ SS close nipple, 3" thd. vent flange	
LL050	Powder coated steel mini lifting lug	
LL050SS	Stainless steel mini lifting lug	
JB4S	Nema 4X Junction Box w/(3) 1/2" and (1) 3/4" cord grips	
Encapsulated Steel Anti-float		
1-1/4" 304 stainless steel piping for basins 120" or less		
1-1/4" 304 stainless steel piping for basins 126"- 240"		



SGR Guiderail Simplex Package Systems

42" Diameter, 1-1/4" NPT Discharge

PART NO.	DESCRIPTION	CAPACITY IN U.S. GALLONS	WEIGHT U.S. LBS.	LIST PRICE
SFB42x60F-1P	42X60 Fiberglass Basin, With Fiberglass Anti-float	360	487	
SFB42X72F-1P	42X72 Fiberglass Basin, With Fiberglass Anti-float	432	542	
SFB42X84F-1P	42X84 Fiberglass Basin, With Fiberglass Anti-float	504	569	
SFB42X96F-1P	42X96 Fiberglass Basin, With Fiberglass Anti-float	576	597	
SFB42X108F-1P	42X108 Fiberglass Basin, With Fiberglass Anti-float	648	625	
SFB42X120F-1P	42X120 Fiberglass Basin, With Fiberglass Anti-float	720	652	
SFB42X132F-1P	42X132 Fiberglass Basin, With Fiberglass Anti-float	792	715	
SFB42X144F-1P	42X144 Fiberglass Basin, With Fiberglass Anti-float	864	743	
SFB42X156F-1P	42X156 Fiberglass Basin, With Fiberglass Anti-float	936	776	
SFB42X168F-1P	42X168 Fiberglass Basin, With Fiberglass Anti-float	1008	810	
SFB42X180F-1P	42X180 Fiberglass Basin, With Fiberglass Anti-float	1080	844	
SFB42X192F-1P	42X192 Fiberglass Basin, With Fiberglass Anti-float	1152	878	
SFB42X204F-1P	42X204 Fiberglass Basin, With Fiberglass Anti-float	1224	912	
SFB42X216F-1P	42X216 Fiberglass Basin, With Fiberglass Anti-float	1295	946	
SFB42X228F-1P	42X218 Fiberglass Basin, With Fiberglass Anti-float	1367	979	
SFB42X240F-1P	42X240 Fiberglass Basin, With Fiberglass Anti-float	1439	1020	

Each Package System includes:

- Fiberglass Basin, with Fiberglass anti-float
- 1-1/4" NPT discharge SGR Guiderail System
- 1-1/4" simplex SCH80 PVC discharge kit and 1-1/4" stainless steel discharge coupling
- 4" inlet grommet
- 1-1/2" composite electrical coupling & Stainless Steel float bracket with (3) cord grips
- 2" composite vent coupling
- Powder coated steel hatch cover, hinged & lockable

ADDERS	DESCRIPTION	LIST PRICE
C42HSA	Aluminum hatch cover, hinged & lockable	
H403FG3672 w/H400R	4" composite hub with 4" grommet hub	
H601FG w/H600R	6" composite hub with 6" grommet hub	
H801FG	8" composite hub	
U600	6" Uniseal	
GV200S w/PF200T	2" green vent w/ SS close nipple, 2" thd. vent flange	
GV300S w/PF300T	3" green vent w/ SS close nipple, 3" thd. vent flange	
LL050	Powder coated steel mini lifting lug	
LL050SS	Stainless steel mini lifting lug	
JB4S	Nema 4X Junction Box w/(3) 1/2" and (1) 3/4" cord grips	
Encapsulated Steel Anti-float		
1-1/4" 304 stainless steel piping for basins 120" or less		
1-1/4" 304 stainless steel piping for basins 126"- 240"		



SGR Guiderail Simplex Package Systems

48" Diameter, 1-1/4" NPT Discharge

PART No.	DESCRIPTION	CAPACITY IN U.S. GALLONS	WEIGHT U.S. LBS.	LIST PRICE
SFB48x60F-1P	48X60 Fiberglass Basin, With Fiberglass Anti-float	470	586	
SFB48X72F-1P	48X72 Fiberglass Basin, With Fiberglass Anti-float	564	685	
SFB48X84F-1P	48X84 Fiberglass Basin, With Fiberglass Anti-float	658	724	
SFB48X96F-1P	48X96 Fiberglass Basin, With Fiberglass Anti-float	752	762	
SFB48X108F-1P	48X108 Fiberglass Basin, With Fiberglass Anti-float	846	801	
SFB48X120F-1P	48X120 Fiberglass Basin, With Fiberglass Anti-float	940	840	
SFB48X132F-1P	48X132 Fiberglass Basin, With Fiberglass Anti-float	1034	903	
SFB48X144F-1P	48X144 Fiberglass Basin, With Fiberglass Anti-float	1128	942	
SFB48X156F-1P	48X156 Fiberglass Basin, With Fiberglass Anti-float	1222	981	
SFB48X168F-1P	48X168 Fiberglass Basin, With Fiberglass Anti-float	1316	1019	
SFB48X180F-1P	48X180 Fiberglass Basin, With Fiberglass Anti-float	1410	1058	
SFB48X192F-1P	48X192 Fiberglass Basin, With Fiberglass Anti-float	1504	1111	
SFB48X204F-1P	48X204 Fiberglass Basin, With Fiberglass Anti-float	1598	1164	
SFB48X216F-1P	48X216 Fiberglass Basin, With Fiberglass Anti-float	1692	1217	
SFB48X228F-1P	48X228 Fiberglass Basin, With Fiberglass Anti-float	1786	1270	
SFB48X240F-1P	48X240 Fiberglass Basin, With Fiberglass Anti-float	1880	1323	

Each Package System includes:

- Fiberglass Basin, with Fiberglass anti-float
- 1-1/4" NPT discharge SGR Guiderail System
- 1-1/4" simplex SCH80 PVC discharge kit and 1-1/4" stainless steel discharge coupling
- 4" composite hub with 4" grommet hub
- 1-1/2" composite electrical coupling & Stainless Steel float bracket with (3) cord grips
- 2" composite vent coupling
- Powder coated steel hatch cover, hinged & lockable

ADDERS	DESCRIPTION	LIST PRICE
C48HSFNST	Fiberglass hatch cover, hinged & lockable (deduct)	
C48HSA	Aluminum hatch cover, hinged & lockable	
H601FG w/H600R	6" composite hub with 6" grommet hub	
H801FG	8" composite hub	
U600	6" Uniseal (deduct)	
GV200S w/PF200T	2" green vent w/ SS close nipple, 2" thd. vent flange	
GV300S w/PF300T	3" green vent w/ SS close nipple, 3" thd. vent flange	
LL050	Powder coated steel mini lifting lug	
LL050SS	Stainless steel mini lifting lug	
JB4S	Nema 4X Junction Box w/(3) 1/2" and (1) 3/4" cord grips	
Encapsulated Steel Anti-float		
1-1/4" 304 stainless steel piping for basins 120" or less		
1-1/4" 304 stainless steel piping for basins 126"- 240"		



SGR Guiderail Simplex Package Systems

24" Diameter, 2" NPT Discharge

PART No.	DESCRIPTION	CAPACITY IN U.S. GALLONS	WEIGHT U.S. LBS.	LIST PRICE
SFB24X60F-2P	24X60 Fiberglass Basin, With Fiberglass Anti-float	117	252	
SFB24X72F-2P	24X72 Fiberglass Basin, With Fiberglass Anti-float	141	262	
SFB24X84F-2P	24X84 Fiberglass Basin, With Fiberglass Anti-float	164	289	
SFB24X96F-2P	24X96 Fiberglass Basin, With Fiberglass Anti-float	188	298	
SFB24X108F-2P	24X108 Fiberglass Basin, With Fiberglass Anti-float	211	306	
SFB24X120F-2P	24X120 Fiberglass Basin, With Fiberglass Anti-float	235	315	
SFB24X132F-2P	24X132 Fiberglass Basin, With Fiberglass Anti-float	258	349	
SFB24X144F-2P	24X144 Fiberglass Basin, With Fiberglass Anti-float	282	357	
SFB24X156F-2P	24X156 Fiberglass Basin, With Fiberglass Anti-float	305	370	
SFB24X168F-2P	24X168 Fiberglass Basin, With Fiberglass Anti-float	329	382	
SFB24X180F-2P	24X180 Fiberglass Basin, With Fiberglass Anti-float	352	394	
SFB24X192F-2P	24X192 Fiberglass Basin, With Fiberglass Anti-float	376	406	
SFB24X204F-2P	24X204 Fiberglass Basin, With Fiberglass Anti float	399	419	
SFB24X216F-2P	24X216 Fiberglass Basin, With Fiberglass Anti-float	423	431	
SFB24X228F-2P	24X228 Fiberglass Basin, With Fiberglass Anti-float	446	443	
SFB24X240F-2P	24X240 Fiberglass Basin, With Fiberglass Anti-float	470	455	

Each Package System includes:

- Fiberglass Basin, with Fiberglass anti-float
- 2" NPT discharge SGR Guiderail System
- 2" simplex SCH80 PVC discharge kit and 2" stainless steel discharge coupling
- 4" inlet grommet
- 1-1/2" composite electrical coupling & Stainless Steel float bracket with (3) cord grips
- 2" composite vent coupling
- Solid Fiberglass Cover

ADDERS	DESCRIPTION	LIST PRICE
H402FG2430 w/H400R	4" composite hub with 4" grommet hub	
U600	6" Uniseal	
GV200S w/PF200T	2" green vent w/ SS close nipple, 2" thd. vent flange	
GV300S w/PF300T	3" green vent w/ SS close nipple, 3" thd. vent flange	
LL050	Powder coated steel mini lifting lug	
LL050SS	Stainless steel mini lifting lug	
JB4S	Nema 4X Junction Box w/(3) 1/2" and (1) 3/4" cord grips	
Encapsulated Steel Anti-float		
2" 304 stainless steel piping for basins 120" or less		
2" 304 stainless steel piping for basins 126"- 240"		



SGR Guiderail Simplex Package Systems

30" Diameter, 2" NPT Discharge

PART No.	DESCRIPTION	CAPACITY IN U.S. GALLONS	WEIGHT U.S. LBS.	LIST PRICE
SFB30X60F-2P	30X60 Fiberglass Basin, With Fiberglass Anti-float	184	288	
SFB30X72F-2P	30X72 Fiberglass Basin, With Fiberglass Anti-float	220	331	
SFB30X84F-2P	30X84 Fiberglass Basin, With Fiberglass Anti-float	257	346	
SFB30X96F-2P	30X96 Fiberglass Basin, With Fiberglass Anti-float	294	361	
SFB30X108F-2P	30X108 Fiberglass Basin, With Fiberglass Anti-float	330	376	
SFB30X120F-2P	30X120 Fiberglass Basin, With Fiberglass Anti-float	367	392	
SFB30X132F-2P	30X132 Fiberglass Basin, With Fiberglass Anti-float	404	432	
SFB30X144F-2P	30X144 Fiberglass Basin, With Fiberglass Anti-float	441	447	
SFB30X156F-2P	30X156 Fiberglass Basin, With Fiberglass Anti-float	477	463	
SFB30X168F-2P	30X168 Fiberglass Basin, With Fiberglass Anti-float	514	478	
SFB30X180F-2P	30X180 Fiberglass Basin, With Fiberglass Anti-float	551	493	
SFB30X192F-2P	30X192 Fiberglass Basin, With Fiberglass Anti-float	588	508	
SFB30X204F-2P	30X204 Fiberglass Basin, With Fiberglass Anti-float	624	528	
SFB30X216F-2P	30X216 Fiberglass Basin, With Fiberglass Anti-float	661	548	
SFB30X228F-2P	30X228 Fiberglass Basin, With Fiberglass Anti-float	698	568	
SFB30X240F-2P	30X240 Fiberglass Basin, With Fiberglass Anti-float	734	587	

Each Package System includes:

- Fiberglass Basin, with Fiberglass anti-float
- 2" NPT discharge SGR Guiderail System
- 2" simplex SCH80 PVC discharge kit and 2" stainless steel discharge coupling
- 4" inlet grommet
- 1-1/2" composite electrical coupling & Stainless Steel float bracket with (3) cord grips
- 2" composite vent coupling
- Solid Fiberglass Cover

ADDERS	DESCRIPTION	LIST PRICE
H402FG2430 w/H400R	4" composite hub with 4" grommet hub	
U600	6" Uniseal	
GV200S w/PF200T	2" green vent w/ SS close nipple, 2" thd. vent flange	
GV300S w/PF300T	3" green vent w/ SS close nipple, 3" thd. vent flange	
LL050	Powder coated steel mini lifting lug	
LL050SS	Stainless steel mini lifting lug	
JB4S	Nema 4X Junction Box w/(3) 1/2" and (1) 3/4" cord grips	
Encapsulated Steel Anti-float		
2" 304 stainless steel piping for basins 120" or less		
2" 304 stainless steel piping for basins 126"- 240"		



SGR Guiderail Simplex Package Systems

36" Diameter, 2" NPT Discharge

PART No.	DESCRIPTION	CAPACITY IN U.S. GALLONS	WEIGHT U.S. LBS.	LIST PRICE
SFB36X60F-2P	36X60 Fiberglass Basin, With Fiberglass Anti-float	264	357	
SFB36X72F-2P	36X72 Fiberglass Basin, With Fiberglass Anti-float	317	432	
SFB36X84F-2P	36X84 Fiberglass Basin, With Fiberglass Anti-float	370	451	
SFB36X96F-2P	36X96 Fiberglass Basin, With Fiberglass Anti-float	423	469	
SFB36X108F-2P	36X108 Fiberglass Basin, With Fiberglass Anti-float	476	487	
SFB36X120F-2P	36X120 Fiberglass Basin, With Fiberglass Anti-float	529	506	
SFB36X132F-2P	36X132 Fiberglass Basin, With Fiberglass Anti-float	582	529	
SFB36X144F-2P	36X144 Fiberglass Basin, With Fiberglass Anti-float	635	550	
SFB36X156F-2P	36X156 Fiberglass Basin, With Fiberglass Anti-float	687	574	
SFB36X168F-2P	36X168 Fiberglass Basin, With Fiberglass Anti-float	740	597	
SFB36X180F-2P	36X180 Fiberglass Basin, With Fiberglass Anti-float	793	621	
SFB36X192F-2P	36X192 Fiberglass Basin, With Fiberglass Anti-float	876	645	
SFB36X204F-2P	36X204 Fiberglass Basin, With Fiberglass Anti-float	899	668	
SFB36X216F-2P	36X216 Fiberglass Basin, With Fiberglass Anti-float	952	692	
SFB36X228F-2P	36X228 Fiberglass Basin, With Fiberglass Anti-float	1005	726	
SFB36X240F-2P	36X240 Fiberglass Basin, With Fiberglass Anti-float	1058	761	

Each Package System includes:

- Fiberglass Basin, with Fiberglass anti-float
- 2" NPT discharge SGR Guiderail System
- 2" simplex SCH80 PVC discharge kit and 2" stainless steel discharge coupling
- 4" inlet grommet
- 1-1/2" composite electrical coupling & Stainless Steel float bracket with (3) cord grips
- 2" composite vent coupling
- Solid Fiberglass Cover

ADDERS	DESCRIPTION	LIST PRICE
C36HSS	Powder-coated steel hatch cover, hinged & lockable	
C36HSA	Aluminum hatch cover, hinged & lockable	
H403FG3672 w/H400R	4" composite hub with 4" grommet hub	
H601FG w/H600R	6" composite hub with 6" grommet hub	
H801FG	8" composite hub	
U600	6" Uniseal	
GV200S w/PF200T	2" green vent w/ SS close nipple, 2" thd. vent flange	
GV300S w/PF300T	3" green vent w/ SS close nipple, 3" thd. vent flange	
LL050	Powder coated steel mini lifting lug	
LL050SS	Stainless steel mini lifting lug	
JB4S	Nema 4X Junction Box w/(3) 1/2" and (1) 3/4" cord grips	
Encapsulated Steel Anti-float		
2" 304 stainless steel piping for basins 120" or less		
2" 304 stainless steel piping for basins 126"- 240"		



SGR Guiderail Simplex Package Systems

42" Diameter, 2" NPT Discharge

PART NO.	DESCRIPTION	CAPACITY IN U.S. GALLONS	WEIGHT U.S. LBS.	LIST PRICE
SFB42x60F-2P	42X60 Fiberglass Basin, With Fiberglass Anti-float	360	537	
SFB42X72F-2P	42X72 Fiberglass Basin, With Fiberglass Anti-float	432	592	
SFB42X84F-2P	42X84 Fiberglass Basin, With Fiberglass Anti-float	504	619	
SFB42X96F-2P	42X96 Fiberglass Basin, With Fiberglass Anti-float	576	647	
SFB42X108F-2P	42X108 Fiberglass Basin, With Fiberglass Anti-float	648	675	
SFB42X120F-2P	42X120 Fiberglass Basin, With Fiberglass Anti-float	720	702	
SFB42X132F-2P	42X132 Fiberglass Basin, With Fiberglass Anti-float	792	750	
SFB42X144F-2P	42X144 Fiberglass Basin, With Fiberglass Anti-float	864	778	
SFB42X156F-2P	42X156 Fiberglass Basin, With Fiberglass Anti-float	936	811	
SFB42X168F-2P	42X168 Fiberglass Basin, With Fiberglass Anti-float	1008	845	
SFB42X180F-2P	42X180 Fiberglass Basin, With Fiberglass Anti-float	1080	879	
SFB42X192F-2P	42X192 Fiberglass Basin, With Fiberglass Anti-float	1152	913	
SFB42X204F-2P	42X204 Fiberglass Basin, With Fiberglass Anti-float	1224	947	
SFB42X216F-2P	42X216 Fiberglass Basin, With Fiberglass Anti-float	1295	981	
SFB42X228F-2P	42X228 Fiberglass Basin, With Fiberglass Anti-float	1367	1014	
SFB42X240F-2P	42X240 Fiberglass Basin, With Fiberglass Anti-float	1439	1055	

Each Package System includes:

- Fiberglass Basin, with Fiberglass anti-float
- 2" NPT discharge SGR Guiderail System
- 2" simplex SCH80 PVC discharge kit and 2" stainless steel discharge coupling
- 4" inlet grommet
- 1-1/2" composite electrical coupling & Stainless Steel float bracket with (3) cord grips
- 2" composite vent coupling
- Powder coated steel hatch cover, hinged & lockable

ADDERS	DESCRIPTION	LIST PRICE
C42HSA	Aluminum hatch cover, hinged & lockable	
H403FG3672 w/H400R	4" composite hub with 4" grommet hub	
H601FG w/H600R	6" composite hub with 6" grommet hub	
H801FG	8" composite hub	
U600	6" Uniseal	
GV200S w/PF200T	2" green vent w/ SS close nipple, 2" thd. vent flange	
GV300S w/PF300T	3" green vent w/ SS close nipple, 3" thd. vent flange	
LL050	Powder coated steel mini lifting lug	
LL050SS	Stainless steel mini lifting lug	
JB4S	Nema 4X Junction Box w/(3) 1/2" and (1) 3/4" cord grips	
Encapsulated Steel Anti-float		
2" 304 stainless steel piping for basins 120" or less		
2" 304 stainless steel piping for basins 126"- 240"		



SGR Guiderail Simplex Package Systems

48" Diameter, 2" NPT Discharge

PART No.	DESCRIPTION	CAPACITY IN U.S. GALLONS	WEIGHT U.S. LBS.	LIST PRICE
SFB48x60F-2P	48X60 Fiberglass Basin, With Fiberglass Anti-float	470	631	
SFB48X72F-2P	48X72 Fiberglass Basin, With Fiberglass Anti-float	564	730	
SFB48X84F-2P	48X84 Fiberglass Basin, With Fiberglass Anti-float	658	769	
SFB48X96F-2P	48X96 Fiberglass Basin, With Fiberglass Anti-float	752	807	
SFB48X108F-2P	48X108 Fiberglass Basin, With Fiberglass Anti-float	846	846	
SFB48X120F-2P	48X120 Fiberglass Basin, With Fiberglass Anti-float	940	885	
SFB48X132F-2P	48X132 Fiberglass Basin, With Fiberglass Anti-float	1034	963	
SFB48X144F-2P	48X144 Fiberglass Basin, With Fiberglass Anti-float	1128	1002	
SFB48X156F-2P	48X156 Fiberglass Basin, With Fiberglass Anti-float	1222	1041	
SFB48X168F-2P	48X168 Fiberglass Basin, With Fiberglass Anti-float	1316	1079	
SFB48X180F-2P	48X180 Fiberglass Basin, With Fiberglass Anti-float	1410	1118	
SFB48X192F-2P	48X192 Fiberglass Basin, With Fiberglass Anti-float	1504	1171	
SFB48X204F-2P	48X204 Fiberglass Basin, With Fiberglass Anti-float	1598	1224	
SFB48X216F-2P	48X216 Fiberglass Basin, With Fiberglass Anti-float	1692	1277	
SFB48X228F-2P	48X228 Fiberglass Basin, With Fiberglass Anti-float	1786	1330	
SFB48X240F-2P	48X240 Fiberglass Basin, With Fiberglass Anti-float	1880	1383	

Each Package System includes:

- Fiberglass Basin, with Fiberglass anti-float
- 2" NPT discharge SGR Guiderail System
- 2" simplex SCH80 PVC discharge kit and 2" stainless steel discharge coupling
- 4" composite hub with 4" grommet hub
- 1-1/2" composite electrical coupling & Stainless Steel float bracket with (3) cord grips
- 2" composite vent coupling
- Powder coated steel hatch cover, hinged & lockable

ADDERS	DESCRIPTION	LIST PRICE
C48HSFNST	Fiberglass hatch cover, hinged & lockable (deduct)	
C48HSA	Aluminum hatch cover, hinged & lockable	
H601FG w/H600R	6" composite hub with 6" grommet hub	
H801FG	8" composite hub	
U600	6" Uniseal (deduct)	
GV200S w/PF200T	2" green vent w/ SS close nipple, 2" thd. vent flange	
GV300S w/PF300T	3" green vent w/ SS close nipple, 3" thd. vent flange	
LL050	Powder coated steel mini lifting lug	
LL050SS	Stainless steel mini lifting lug	
JB4S	Nema 4X Junction Box w/(3) 1/2" and (1) 3/4" cord grips	
Encapsulated Steel Anti-float		
2" 304 stainless steel piping for basins 120" or less		
2" 304 stainless steel piping for basins 126"- 240"		

Prefabricated Fiberglass Lift Station

Duplex SGR Standard Discharge

PUMP INFORMATION

Model NO: _____

Rating: _____ GPM _____ TDH

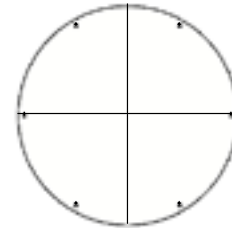
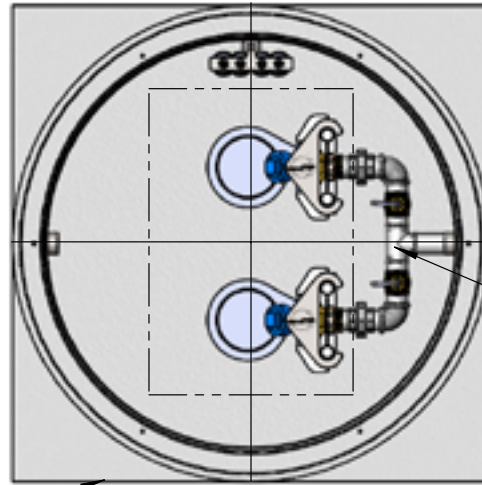
Motor: _____ HP _____ RPM

Elec: _____ PH _____ HZ _____ v

Elec: _____ FL AMPS

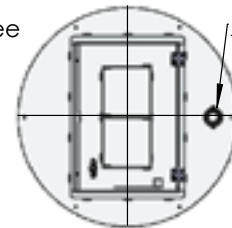
DISCHARGE PIPE

- 1 1/4"
- 2"



Solid Cover

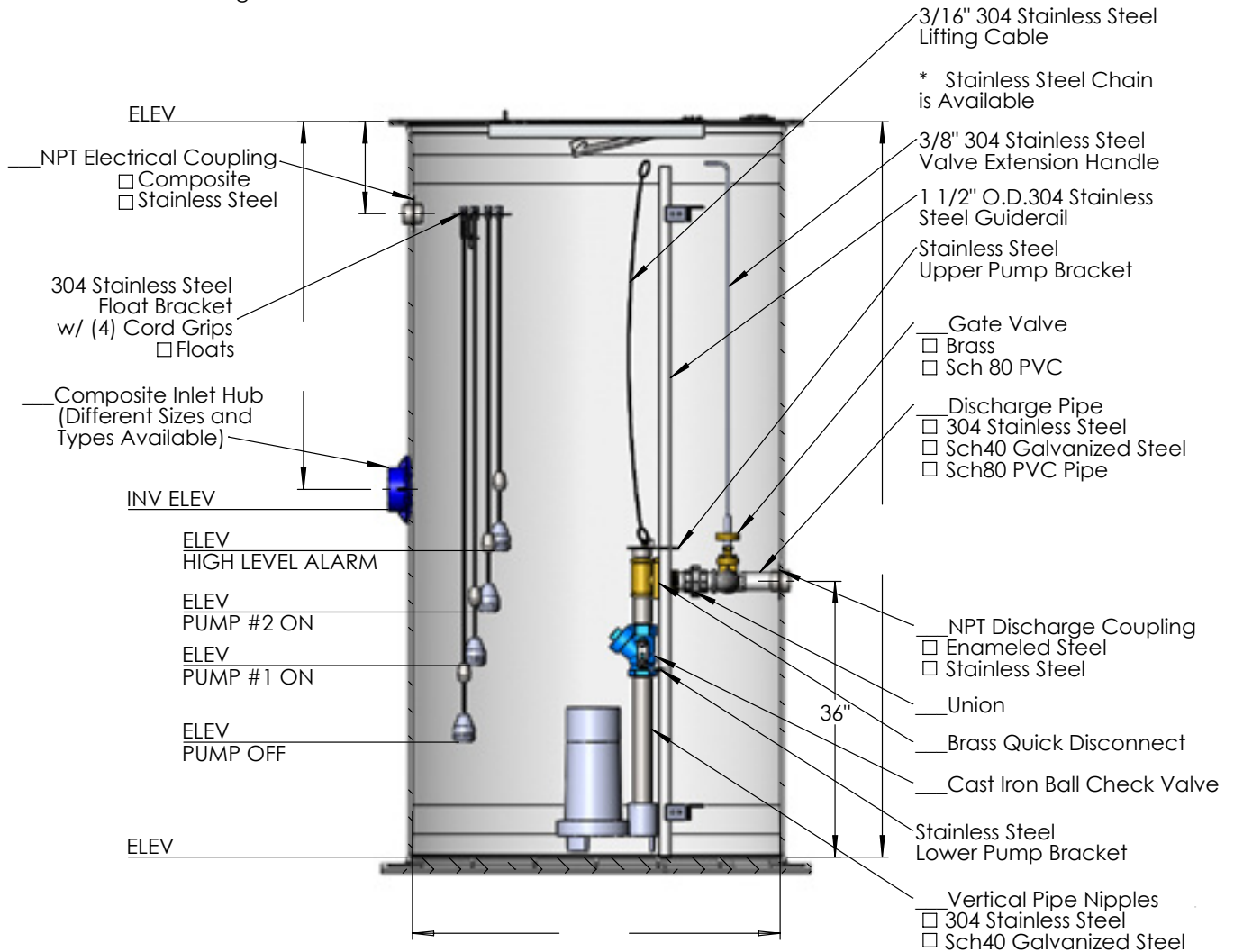
- Fiberglass
- Steel



Hinged and Lockable Cover

- Fiberglass
- Aluminum
- Steel

- Anti-Floatation Flange
- Fiberglass Encapsulated
- ASTM A-36 Steel
- Round Fiberglass



Prefabricated Fiberglass Lift Station

Duplex SGR Elevated Discharge

PUMP INFORMATION

Model NO: _____

Rating: _____ GPM _____ TDH

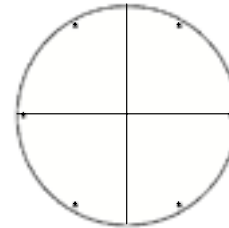
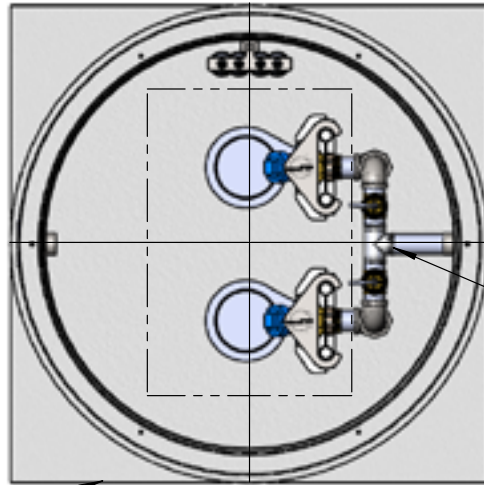
Motor: _____ HP _____ RPM

Elec: _____ PH _____ HZ _____ v

Elec: _____ FL AMPS

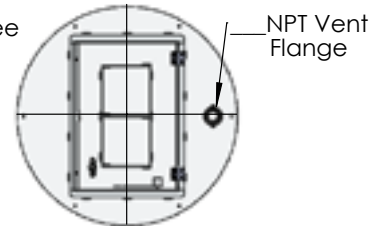
DISCHARGE PIPE

- 1 1/4"
- 2"



Solid Cover

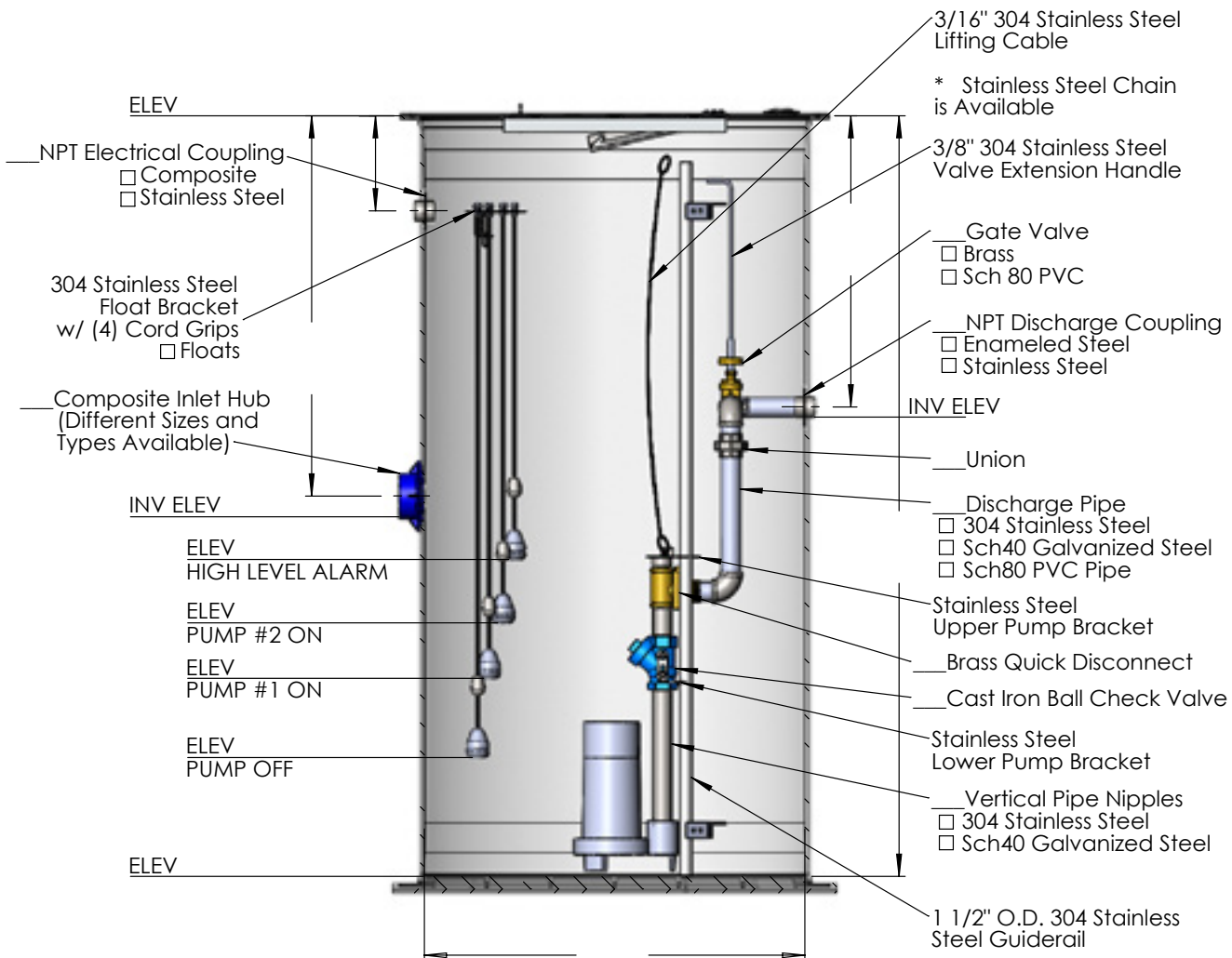
- Fiberglass
- Steel



Hinged and Lockable Cover

- Fiberglass
- Aluminum
- Steel

- Anti-Floatation Flange
- Fiberglass Encapsulated
- ASTM A-36 Steel
- Round Fiberglass





SGR Guiderail Duplex Package Systems

36" Diameter, 1-1/4" NPT Discharge

PART No.	DESCRIPTION	CAPACITY IN U.S. GALLONS	WEIGHT U.S. LBS.	LIST PRICE
DFB36X60F-1P	36X60 Fiberglass Basin, With Fiberglass Anti-float	264	462	
DFB36X72F-1P	36X72 Fiberglass Basin, With Fiberglass Anti-float	317	537	
DFB36X84F-1P	36X84 Fiberglass Basin, With Fiberglass Anti-float	370	556	
DFB36X96F-1P	36X96 Fiberglass Basin, With Fiberglass Anti-float	423	574	
DFB36X108F-1P	36X108 Fiberglass Basin, With Fiberglass Anti-float	476	592	
DFB36X120F-1P	36X120 Fiberglass Basin, With Fiberglass Anti-float	529	611	
DFB36X132F-1P	36X132 Fiberglass Basin, With Fiberglass Anti-float	582	679	
DFB36X144F-1P	36X144 Fiberglass Basin, With Fiberglass Anti-float	635	700	
DFB36X156F-1P	36X156 Fiberglass Basin, With Fiberglass Anti-float	687	724	
DFB36X168F-1P	36X168 Fiberglass Basin, With Fiberglass Anti-float	740	747	
DFB36X180F-1P	36X180 Fiberglass Basin, With Fiberglass Anti-float	793	771	
DFB36X192F-1P	36X192 Fiberglass Basin, With Fiberglass Anti-float	876	795	
DFB36X204F-1P	36X204 Fiberglass Basin, With Fiberglass Anti-float	899	818	
DFB36X216F-1P	36X216 Fiberglass Basin, With Fiberglass Anti-float	952	842	
DFB36X228F-1P	36X228 Fiberglass Basin, With Fiberglass Anti-float	1005	876	
DFB36X240F-1P	36X240 Fiberglass Basin, With Fiberglass Anti-float	1058	911	

Each Package System includes:

- Fiberglass Basin, with Fiberglass anti-float
- 1-1/4" NPT discharge SGR Guiderail System
- 1-1/4" duplex SCH80 PVC discharge kit and 1-1/4" stainless steel discharge coupling
- 4" inlet grommet
- 2" composite electrical coupling & Stainless Steel float bracket with (4) cord grips
- 2" composite vent coupling
- Solid Fiberglass Cover

ADDERS	DESCRIPTION	LIST PRICE
C36HSS-FM	Powder-coated steel "frogmouth" hatch cover, hinged & lockable	
C36HSA-FM	Aluminum "frogmouth" hatch cover, hinged & lockable	
H403FG3672 w/H400R	4" composite hub with 4" grommet hub	
H601FG w/H600R	6" composite hub with 6" grommet hub	
H801FG	8" composite hub	
U600	6" Uniseal	
GV200S w/PF200T	2" green vent w/ SS close nipple, 2" thd. vent flange	
GV300S w/PF300T	3" green vent w/ SS close nipple, 3" thd. vent flange	
LL050	Powder coated steel mini lifting lug	
LL050SS	Stainless steel mini lifting lug	
JB6S	Nema 4X Junction Box w/(4) 1/2" and (2) 3/4" cord grips	
JB8S	Nema 4X Junction Box w/(6) 1/2" and (2) 3/4" cord grips	
Encapsulated Steel Anti-float		
1-1/4" 304 stainless steel piping for basins 120" or less		
1-1/4" 304 stainless steel piping for basins 126"- 240"		

SGR Guiderail Duplex Package Systems

42" Diameter, 1-1/4" NPT Discharge

PART NO.	DESCRIPTION	CAPACITY IN U.S. GALLONS	WEIGHT U.S. LBS.	LIST PRICE
DFB42x60F-1P	42X60 Fiberglass Basin, With Fiberglass Anti-float	360	647	
DFB42X72F-1P	42X72 Fiberglass Basin, With Fiberglass Anti-float	432	702	
DFB42X84F-1P	42X84 Fiberglass Basin, With Fiberglass Anti-float	504	729	
DFB42X96F-1P	42X96 Fiberglass Basin, With Fiberglass Anti-float	576	757	
DFB42X108F-1P	42X108 Fiberglass Basin, With Fiberglass Anti-float	648	785	
DFB42X120F-1P	42X120 Fiberglass Basin, With Fiberglass Anti-float	720	812	
DFB42X132F-1P	42X132 Fiberglass Basin, With Fiberglass Anti-float	792	910	
DFB42X144F-1P	42X144 Fiberglass Basin, With Fiberglass Anti-float	864	938	
DFB42X156F-1P	42X156 Fiberglass Basin, With Fiberglass Anti-float	936	971	
DFB42X168F-1P	42X168 Fiberglass Basin, With Fiberglass Anti-float	1,008	1005	
DFB42X180F-1P	42X180 Fiberglass Basin, With Fiberglass Anti-float	1,080	1039	
DFB42X192F-1P	42X192 Fiberglass Basin, With Fiberglass Anti-float	1,152	1073	
DFB42X204F-1P	42X204 Fiberglass Basin, With Fiberglass Anti-float	1,224	1107	
DFB42X216F-1P	42X216 Fiberglass Basin, With Fiberglass Anti-float	1,295	1141	
DFB42X228F-1P	42X228 Fiberglass Basin, With Fiberglass Anti-float	1,367	1174	
DFB42X240F-1P	42X240 Fiberglass Basin, With Fiberglass Anti-float	1,439	1215	

Each Package System includes:

- Fiberglass Basin, with Fiberglass anti-float
- 1-1/4" NPT discharge SGR Guiderail System
- 1-1/4" duplex SCH80 PVC discharge kit and 1-1/4" stainless steel discharge coupling
- 4" inlet grommet
- 2" composite electrical coupling & Stainless Steel float bracket with (4) cord grips
- 2" composite vent coupling
- Powder coated steel hatch cover, hinged & lockable

ADDERS	DESCRIPTION	LIST PRICE
C42HSA	Aluminum hatch cover, hinged & lockable	
H403FG3672 w/H400R	4" composite hub with 4" grommet hub	
H601FG w/H600R	6" composite hub with 6" grommet hub	
H801FG	8" composite hub	
U600	6" Uniseal	
GV200S w/PF200T	2" green vent w/ SS close nipple, 2" thd. vent flange	
GV300S w/PF300T	3" green vent w/ SS close nipple, 3" thd. vent flange	
LL050	Powder coated steel mini lifting lug	
LL050SS	Stainless steel mini lifting lug	
JB6S	Nema 4X Junction Box w/(4) 1/2" and (2) 3/4" cord grips	
JB8S	Nema 4X Junction Box w/(6) 1/2" and (2) 3/4" cord grips	
Encapsulated Steel Anti-float		
1-1/4" 304 stainless steel piping for basins 120" or less		
1-1/4" 304 stainless steel piping for basins 126"- 240"		



SGR Guiderail Duplex Package Systems

48" Diameter, 1-1/4" NPT Discharge

PART NO.	DESCRIPTION	CAPACITY IN U.S. GALLONS	WEIGHT U.S. LBS.	LIST PRICE
DFB48x60F-1P	48X60 Fiberglass Basin, With Fiberglass Anti-float	470	756	
DFB48X72F-1P	48X72 Fiberglass Basin, With Fiberglass Anti-float	564	855	
DFB48X84F-1P	48X84 Fiberglass Basin, With Fiberglass Anti-float	658	894	
DFB48X96F-1P	48X96 Fiberglass Basin, With Fiberglass Anti-float	752	932	
DFB48X108F-1P	48X108 Fiberglass Basin, With Fiberglass Anti-float	846	971	
DFB48X120F-1P	48X120 Fiberglass Basin, With Fiberglass Anti-float	940	1010	
DFB48X132F-1P	48X132 Fiberglass Basin, With Fiberglass Anti-float	1034	1098	
DFB48X144F-1P	48X144 Fiberglass Basin, With Fiberglass Anti-float	1128	1137	
DFB48X156F-1P	48X156 Fiberglass Basin, With Fiberglass Anti-float	1222	1176	
DFB48X168F-1P	48X168 Fiberglass Basin, With Fiberglass Anti-float	1316	1214	
DFB48X180F-1P	48X180 Fiberglass Basin, With Fiberglass Anti-float	1410	1253	
DFB48X192F-1P	48X192 Fiberglass Basin, With Fiberglass Anti-float	1504	1306	
DFB48X204F-1P	48X204 Fiberglass Basin, With Fiberglass Anti-float	1598	1359	
DFB48X216F-1P	48X216 Fiberglass Basin, With Fiberglass Anti-float	1692	1412	
DFB48X228F-1P	48X228 Fiberglass Basin, With Fiberglass Anti-float	1786	1465	
DFB48X240F-1P	48X240 Fiberglass Basin, With Fiberglass Anti-float	1880	1518	

Each Package System includes:

- Fiberglass Basin, with Fiberglass anti-float
- 1-1/4" NPT discharge SGR Guiderail System
- 1-1/4" duplex SCH80 PVC discharge kit and 1-1/4" stainless steel discharge coupling
- 4" composite hub with 4" grommet hub
- 2" composite electrical coupling & Stainless Steel float bracket with (4) cord grips
- 2" composite vent coupling
- Powder coated steel hatch cover, hinged & lockable

ADDERS	DESCRIPTION	LIST PRICE
C48HSFNST	Fiberglass hatch cover, hinged & lockable (deduct)	
C48HSA	Aluminum hatch cover, hinged & lockable	
H601FG w/H600R	6" composite hub with 6" grommet hub	
H801FG	8" composite hub	
U600	6" Uniseal (deduct)	
GV200S w/PF200T	2" green vent w/ SS close nipple, 2" thd. vent flange	
GV300S w/PF300T	3" green vent w/ SS close nipple, 3" thd. vent flange	
LL050	Powder coated steel mini lifting lug	
LL050SS	Stainless steel mini lifting lug	
JB6S	Nema 4X Junction Box w/(4) 1/2" and (2) 3/4" cord grips	
JB8S	Nema 4X Junction Box w/(6) 1/2" and (2) 3/4" cord grips	
Encapsulated Steel Anti-float		
1-1/4" 304 stainless steel piping for basins 120" or less		
1-1/4" 304 stainless steel piping for basins 126"- 240"		



SGR Guiderail Duplex Package Systems

60" Diameter, 1-1/4" NPT Discharge

PART No.	DESCRIPTION	CAPACITY IN U.S. GALLONS	WEIGHT U.S. LBS.	LIST PRICE
DFB60x60F-1P	60X60 Fiberglass Basin, With Fiberglass Anti-float	734	1243	
DFB60X72F-1P	60X72 Fiberglass Basin, With Fiberglass Anti-float	881	1291	
DFB60X84F-1P	60X84 Fiberglass Basin, With Fiberglass Anti-float	1028	1348	
DFB60X96F-1P	60X96 Fiberglass Basin, With Fiberglass Anti-float	1175	1407	
DFB60X108F-1P	60X108 Fiberglass Basin, With Fiberglass Anti-float	1322	1463	
DFB60X120F-1P	60X120 Fiberglass Basin, With Fiberglass Anti-float	1469	1520	
DFB60X132F-1P	60X132 Fiberglass Basin, With Fiberglass Anti-float	1616	1627	
DFB60X144F-1P	60X144 Fiberglass Basin, With Fiberglass Anti-float	1763	1685	
DFB60X156F-1P	60X156 Fiberglass Basin, With Fiberglass Anti-float	1909	1760	
DFB60X168F-1P	60X168 Fiberglass Basin, With Fiberglass Anti-float	2056	1835	
DFB60X180F-1P	60X180 Fiberglass Basin, With Fiberglass Anti-float	2203	1910	
DFB60X192F-1P	60X192 Fiberglass Basin, With Fiberglass Anti-float	2350	1985	
DFB60X204F-1P	60X204 Fiberglass Basin, With Fiberglass Anti-float	2497	2060	
DFB60X216F-1P	60X216 Fiberglass Basin, With Fiberglass Anti-float	2644	2139	
DFB60X228F-1P	60X228 Fiberglass Basin, With Fiberglass Anti-float	2791	2223	
DFB60X240F-1P	60X240 Fiberglass Basin, With Fiberglass Anti-float	2938	2307	

Each Package System includes:

- Fiberglass Basin, with Fiberglass anti-float
- 1-1/4" NPT discharge SGR Guiderail System
- 1-1/4" duplex SCH80 PVC discharge kit and 1-1/4" stainless steel discharge coupling
- 4" composite hub with 4" grommet hub
- 2" composite electrical coupling & Stainless Steel float bracket with (4) cord grips
- 2" composite vent coupling
- Powder coated steel hatch cover, hinged & lockable

ADDERS	DESCRIPTION	LIST PRICE
C60HSA	Aluminum hatch cover, hinged & lockable	
H602FG w/H600R	6" composite hub with 6" grommet hub	
H802FG	8" composite hub	
U600	6" Uniseal (deduct)	
GV200S w/PF200T	2" green vent w/ SS close nipple, 2" thd. vent flange	
GV300S w/PF300T	3" green vent w/ SS close nipple, 3" thd. vent flange	
LL050	Powder coated steel mini lifting lug	
LL050SS	Stainless steel mini lifting lug	
JB6S	Nema 4X Junction Box w/(4) 1/2" and (2) 3/4" cord grips	
JB8S	Nema 4X Junction Box w/(6) 1/2" and (2) 3/4" cord grips	
Encapsulated Steel Anti-float		
1-1/4" 304 stainless steel piping for basins 120" or less		
1-1/4" 304 stainless steel piping for basins 126"- 240"		



SGR Guiderail Duplex Package Systems

72" Diameter, 1-1/4" NPT Discharge

PART No.	DESCRIPTION	CAPACITY IN U.S. GALLONS	WEIGHT U.S. LBS.	LIST PRICE
DFB72x60F-1P	72X60 Fiberglass Basin, With Fiberglass Anti-float	717	1495	
DFB72X72F-1P	72X72 Fiberglass Basin, With Fiberglass Anti-float	786	1564	
DFB72X84F-1P	72X84 Fiberglass Basin, With Fiberglass Anti-float	865	1643	
DFB72X96F-1P	72X96 Fiberglass Basin, With Fiberglass Anti-float	945	1723	
DFB72X108F-1P	72X108 Fiberglass Basin, With Fiberglass Anti-float	1024	1802	
DFB72X120F-1P	72X120 Fiberglass Basin, With Fiberglass Anti-float	1103	1881	
DFB72X132F-1P	72X132 Fiberglass Basin, With Fiberglass Anti-float	1183	1986	
DFB72X144F-1P	72X144 Fiberglass Basin, With Fiberglass Anti-float	1262	2065	
DFB72X156F-1P	72X156 Fiberglass Basin, With Fiberglass Anti-float	1352	2155	
DFB72X168F-1P	72X168 Fiberglass Basin, With Fiberglass Anti float	1442	2245	
DFB72X180F-1P	72X180 Fiberglass Basin, With Fiberglass Anti-float	1532	2335	
DFB72X192F-1P	72X192 Fiberglass Basin, With Fiberglass Anti-float	1628	2431	
DFB72X204F-1P	72X204 Fiberglass Basin, With Fiberglass Anti-float	1728	2531	
DFB72X216F-1P	72X216 Fiberglass Basin, With Fiberglass Anti-float	1829	2632	
DFB72X228F-1P	72X228 Fiberglass Basin, With Fiberglass Anti-float	1930	2733	
DFB72X240F-1P	72X240 Fiberglass Basin, With Fiberglass Anti-float	2030	2833	

Each Package System includes:

- Fiberglass Basin, with Fiberglass anti-float
- 1-1/4" NPT discharge SGR Guiderail System
- 1-1/4" duplex SCH80 PVC discharge kit and 1-1/4" stainless steel discharge coupling
- 4" composite hub with 4" grommet hub
- 2" composite electrical coupling & Stainless Steel float bracket with (4) cord grips
- 2" composite vent coupling
- Powder coated steel hatch cover, hinged & lockable

ADDERS	DESCRIPTION	LIST PRICE
C72HSA	Aluminum hatch cover, hinged & lockable	
H602FG w/H600R	6" composite hub with 6" grommet hub	
H802FG	8" composite hub	
U600	6" Uniseal (deduct)	
GV200S w/PF200T	2" green vent w/ SS close nipple, 2" thd. vent flange	
GV300S w/PF300T	3" green vent w/ SS close nipple, 3" thd. vent flange	
LL050	Powder coated steel mini lifting lug	
LL050SS	Stainless steel mini lifting lug	
JB6S	Nema 4X Junction Box w/(4) 1/2" and (2) 3/4" cord grips	
JB8S	Nema 4X Junction Box w/(6) 1/2" and (2) 3/4" cord grips	
Encapsulated Steel Anti-float		
1-1/4" 304 stainless steel piping for basins 120" or less		
1-1/4" 304 stainless steel piping for basins 126"- 240"		



SGR Guiderail Duplex Package Systems

36" Diameter, 2" NPT Discharge

PART NO.	DESCRIPTION	CAPACITY IN U.S. GALLONS	WEIGHT U.S. LBS.	LIST PRICE
DFB36X60F-2P	36X60 Fiberglass Basin, With Fiberglass Anti-float	264	562	
DFB36X72F-2P	36X72 Fiberglass Basin, With Fiberglass Anti-float	317	637	
DFB36X84F-2P	36X84 Fiberglass Basin, With Fiberglass Anti-float	370	656	
DFB36X96F-2P	36X96 Fiberglass Basin, With Fiberglass Anti-float	423	674	
DFB36X108F-2P	36X108 Fiberglass Basin, With Fiberglass Anti-float	476	692	
DFB36X120F-2P	36X120 Fiberglass Basin, With Fiberglass Anti-float	529	711	
DFB36X132F-2P	36X132 Fiberglass Basin, With Fiberglass Anti-float	582	739	
DFB36X144F-2P	36X144 Fiberglass Basin, With Fiberglass Anti-float	635	760	
DFB36X156F-2P	36X156 Fiberglass Basin, With Fiberglass Anti-float	687	784	
DFB36X168F-2P	36X168 Fiberglass Basin, With Fiberglass Anti-float	740	807	
DFB36X180F-2P	36X180 Fiberglass Basin, With Fiberglass Anti-float	793	831	
DFB36X192F-2P	36X192 Fiberglass Basin, With Fiberglass Anti-float	876	855	
DFB36X204F-2P	36X204 Fiberglass Basin, With Fiberglass Anti-float	899	878	
DFB36X216F-2P	36X216 Fiberglass Basin, With Fiberglass Anti-float	952	902	
DFB36X228F-2P	36X228 Fiberglass Basin, With Fiberglass Anti-float	1005	936	
DFB36X240F-2P	36X240 Fiberglass Basin, With Fiberglass Anti-float	1058	971	

Each Package System includes:

- Fiberglass Basin, with Fiberglass anti-float
- 2" NPT discharge SGR Guiderail System
- 2" duplex SCH80 PVC discharge kit and 2" stainless steel discharge coupling
- 4" inlet grommet
- 2" composite electrical coupling & Stainless Steel float bracket with (4) cord grips
- 2" composite vent coupling
- Solid Fiberglass Cover

ADDERS	DESCRIPTION	LIST PRICE
C36HSS-FM	Powder-coated steel "frogmouth" hatch cover, hinged & lockable	
C36HSA-FM	Aluminum "frogmouth" hatch cover, hinged & lockable	
H403FG3672 w/H400R	4" composite hub w/4" grommet hub	
H601FG w/H600R	6" composite hub with 6" grommet hub	
H801FG	8" composite hub	
U600	6" Uniseal	
GV200S w/PF200T	2" green vent w/ SS close nipple, 2" thd. vent flange	
GV300S w/PF300T	3" green vent w/ SS close nipple, 3" thd. vent flange	
LL050	Powder coated steel mini lifting lug	
LL050SS	Stainless steel mini lifting lug	
JB6S	Nema 4X Junction Box w/(4) 1/2" and (2) 3/4" cord grips	
JB8S	Nema 4X Junction Box w/(6) 1/2" and (2) 3/4" cord grips	
Encapsulated Steel Anti-float		
2" 304 stainless steel piping for basins 120" or less		
2" 304 stainless steel piping for basins 126"- 240"		



SGR Guiderail Duplex Package Systems

42" Diameter, 2" NPT Discharge

PART NO.	DESCRIPTION	CAPACITY IN U.S. GALLONS	WEIGHT U.S. LBS.	LIST PRICE
DFB42x60F-2P	42X60 Fiberglass Basin, With Fiberglass Anti-float	360	757	
DFB42X72F-2P	42X72 Fiberglass Basin, With Fiberglass Anti-float	432	812	
DFB42X84F-2P	42X84 Fiberglass Basin, With Fiberglass Anti-float	504	839	
DFB42X96F-2P	42X96 Fiberglass Basin, With Fiberglass Anti-float	576	867	
DFB42X108F-2P	42X108 Fiberglass Basin, With Fiberglass Anti-float	648	895	
DFB42X120F-2P	42X120 Fiberglass Basin, With Fiberglass Anti-float	720	922	
DFB42X132F-2P	42X132 Fiberglass Basin, With Fiberglass Anti-float	792	1030	
DFB42X144F-2P	42X144 Fiberglass Basin, With Fiberglass Anti-float	864	1058	
DFB42X156F-2P	42X156 Fiberglass Basin, With Fiberglass Anti-float	936	1091	
DFB42X168F-2P	42X168 Fiberglass Basin, With Fiberglass Anti-float	1,008	1125	
DFB42X180F-2P	42X180 Fiberglass Basin, With Fiberglass Anti-float	1,080	1159	
DFB42X192F-2P	42X192 Fiberglass Basin, With Fiberglass Anti-float	1,152	1193	
DFB42X204F-2P	42X204 Fiberglass Basin, With Fiberglass Anti-float	1,224	1227	
DFB42X216F-2P	42X216 Fiberglass Basin, With Fiberglass Anti-float	1,295	1261	
DFB42X228F-2P	42X228 Fiberglass Basin, With Fiberglass Anti-float	1,367	1294	
DFB42X240F-2P	42X240 Fiberglass Basin, With Fiberglass Anti-float	1,439	1335	

Each Package System includes:

- Fiberglass Basin, with Fiberglass anti-float
- 2" NPT discharge SGR Guiderail System
- 2" duplex SCH80 PVC discharge kit and 2" stainless steel discharge coupling
- 4" inlet grommet
- 2" composite electrical coupling & Stainless Steel float bracket with (4) cord grips
- 2" composite vent coupling
- Powder coated steel hatch cover, hinged & lockable

ADDERS	DESCRIPTION	LIST PRICE
C42HSA	Aluminum hatch cover, hinged & lockable	
H403FG3672 w/H400R	4" composite hub w/4" grommet hub	
H601FG w/H600R	6" composite hub with 6" grommet hub	
H801FG	8" composite hub	
U600	6" Uniseal	
GV200S w/PF200T	2" green vent w/ SS close nipple, 2" thd. vent flange	
GV300S w/PF300T	3" green vent w/ SS close nipple, 3" thd. vent flange	
LL050	Powder coated steel mini lifting lug	
LL050SS	Stainless steel mini lifting lug	
JB6S	Nema 4X Junction Box w/(4) 1/2" and (2) 3/4" cord grips	
JB8S	Nema 4X Junction Box w/(6) 1/2" and (2) 3/4" cord grips	
Encapsulated Steel Anti-float		
2" 304 stainless steel piping for basins 120" or less		
2" 304 stainless steel piping for basins 126"- 240"		



SGR Guiderail Duplex Package Systems

48" Diameter, 2" NPT Discharge

PART NO.	DESCRIPTION	CAPACITY IN U.S. GALLONS	WEIGHT U.S. LBS.	LIST PRICE
DFB48x60F-2P	48X60 Fiberglass Basin, With Fiberglass Anti-float	470	846	
DFB48x72F-2P	48X72 Fiberglass Basin, With Fiberglass Anti-float	564	945	
DFB48x84F-2P	48X84 Fiberglass Basin, With Fiberglass Anti-float	658	984	
DFB48x96F-2P	48X96 Fiberglass Basin, With Fiberglass Anti-float	752	1022	
DFB48X108F-2P	48X108 Fiberglass Basin, With Fiberglass Anti-float	846	1061	
DFB48X120F-2P	48X120 Fiberglass Basin, With Fiberglass Anti-float	940	1100	
DFB48X132F-2P	48X132 Fiberglass Basin, With Fiberglass Anti-float	1034	1218	
DFB48X144F-2P	48X144 Fiberglass Basin, With Fiberglass Anti-float	1128	1257	
DFB48X156F-2P	48X156 Fiberglass Basin, With Fiberglass Anti-float	1222	1296	
DFB48X168F-2P	48X168 Fiberglass Basin, With Fiberglass Anti-float	1316	1334	
DFB48X180F-2P	48X180 Fiberglass Basin, With Fiberglass Anti-float	1410	1373	
DFB48X192F-2P	48X192 Fiberglass Basin, With Fiberglass Anti-float	1504	1426	
DFB48X204F-2P	48X204 Fiberglass Basin, With Fiberglass Anti-float	1598	1479	
DFB48X216F-2P	48X216 Fiberglass Basin, With Fiberglass Anti-float	1692	1532	
DFB48X228F-2P	48X228 Fiberglass Basin, With Fiberglass Anti-float	1786	1585	
DFB48X240F-2P	48X240 Fiberglass Basin, With Fiberglass Anti-float	1880	1638	

Each Package System includes:

- Fiberglass Basin, with Fiberglass anti-float
- 2" NPT discharge SGR Guiderail System
- 2" duplex SCH80 PVC discharge kit and 2" stainless steel discharge coupling
- 4" composite hub with 4" grommet hub
- 2" composite electrical coupling & Stainless Steel float bracket with (4) cord grips
- 2" composite vent coupling
- Powder coated steel hatch cover, hinged & lockable

ADDERS	DESCRIPTION	LIST PRICE
C48HSFNST	Fiberglass hatch cover, hinged & lockable (deduct)	
C48HSA	Aluminum hatch cover, hinged & lockable	
H601FG w/H600R	6" composite hub with 6" grommet hub	
H801FG	8" composite hub	
U600	6" Uniseal (deduct)	
GV200S w/PF200T	2" green vent w/ SS close nipple, 2" thd. vent flange	
GV300S w/PF300T	3" green vent w/ SS close nipple, 3" thd. vent flange	
LL050	Powder coated steel mini lifting lug	
LL050SS	Stainless steel mini lifting lug	
JB6S	Nema 4X Junction Box w/(4) 1/2" and (2) 3/4" cord grips	
JB8S	Nema 4X Junction Box w/(6) 1/2" and (2) 3/4" cord grips	
Encapsulated Steel Anti-float		
2" 304 stainless steel piping for basins 120" or less		
2" 304 stainless steel piping for basins 126"- 240"		



SGR Guiderail Duplex Package Systems

60" Diameter, 2" NPT Discharge

PART No.	DESCRIPTION	CAPACITY IN U.S. GALLONS	WEIGHT U.S. LBS.	LIST PRICE
DFB60x60F-2P	60X60 Fiberglass Basin, With Fiberglass Anti-float	734	1353	
DFB60X72F-2P	60X72 Fiberglass Basin, With Fiberglass Anti-float	881	1401	
DFB60X84F-2P	60X84 Fiberglass Basin, With Fiberglass Anti-float	1028	1458	
DFB60X96F-2P	60X96 Fiberglass Basin, With Fiberglass Anti-float	1175	1517	
DFB60X108F-2P	60X108 Fiberglass Basin, With Fiberglass Anti-float	1322	1573	
DFB60X120F-2P	60X120 Fiberglass Basin, With Fiberglass Anti-float	1469	1630	
DFB60X132F-2P	60X132 Fiberglass Basin, With Fiberglass Anti-float	1616	1767	
DFB60X144F-2P	60X144 Fiberglass Basin, With Fiberglass Anti-float	1763	1825	
DFB60X156F-2P	60X156 Fiberglass Basin, With Fiberglass Anti-float	1909	1900	
DFB60X168F-2P	60X168 Fiberglass Basin, With Fiberglass Anti-float	2056	1975	
DFB60X180F-2P	60X180 Fiberglass Basin, With Fiberglass Anti-float	2203	2050	
DFB60X192F-2P	60X192 Fiberglass Basin, With Fiberglass Anti-float	2350	2125	
DFB60X204F-2P	60X204 Fiberglass Basin, With Fiberglass Anti-float	2497	2200	
DFB60X216F-2P	60X216 Fiberglass Basin, With Fiberglass Anti-float	2644	2279	
DFB60X228F-2P	60X228 Fiberglass Basin, With Fiberglass Anti-float	2791	2363	
DFB60X240F-2P	60X240 Fiberglass Basin, With Fiberglass Anti-float	2938	2447	

Each Package System includes:

- Fiberglass Basin, with Fiberglass anti-float
- 2" NPT discharge SGR Guiderail System
- 2" duplex SCH80 PVC discharge kit and 2" stainless steel discharge coupling
- 4" composite hub with 4" grommet hub
- 2" composite electrical coupling & Stainless Steel float bracket with (4) cord grips
- 2" composite vent coupling
- Powder coated steel hatch cover, hinged & lockable

ADDERS	DESCRIPTION	LIST PRICE
C60HSA	Aluminum hatch cover, hinged & lockable	
H602FG w/H600R	6" composite hub with 6" grommet hub	
H802FG	8" composite hub	
U600	6" Uniseal (deduct)	
GV200S w/PF200T	2" green vent w/ SS close nipple, 2" thd. vent flange	
GV300S w/PF300T	3" green vent w/ SS close nipple, 3" thd. vent flange	
LL050	Powder coated steel mini lifting lug	
LL050SS	Stainless steel mini lifting lug	
JB6S	Nema 4X Junction Box w/(4) 1/2" and (2) 3/4" cord grips	
JB8S	Nema 4X Junction Box w/(6) 1/2" and (2) 3/4" cord grips	
Encapsulated Steel Anti-float		
2" 304 stainless steel piping for basins 120" or less		
2" 304 stainless steel piping for basins 126"- 240"		



SGR Guiderail Duplex Package Systems

72" Diameter, 2" NPT Discharge

PART NO.	DESCRIPTION	CAPACITY IN U.S. GALLONS	WEIGHT U.S. LBS.	LIST PRICE
DFB72x60F-2P	72X60 Fiberglass Basin, With Fiberglass Anti-float	717	1755	
DFB72X72F-2P	72X72 Fiberglass Basin, With Fiberglass Anti-float	786	1824	
DFB72X84F-2P	72X84 Fiberglass Basin, With Fiberglass Anti-float	865	1903	
DFB72X96F-2P	72X96 Fiberglass Basin, With Fiberglass Anti-float	945	1983	
DFB72X108F-2P	72X108 Fiberglass Basin, With Fiberglass Anti-float	1024	2062	
DFB72X120F-2P	72X120 Fiberglass Basin, With Fiberglass Anti-float	1103	2141	
DFB72X132F-2P	72X132 Fiberglass Basin, With Fiberglass Anti-float	1183	2301	
DFB72X144F-2P	72X144 Fiberglass Basin, With Fiberglass Anti-float	1262	2380	
DFB72X156F-2P	72X156 Fiberglass Basin, With Fiberglass Anti-float	1352	2470	
DFB72X168F-2P	72X168 Fiberglass Basin, With Fiberglass Anti-float	1442	2560	
DFB72X180F-2P	72X180 Fiberglass Basin, With Fiberglass Anti-float	1532	2650	
DFB72X192F-2P	72X192 Fiberglass Basin, With Fiberglass Anti-float	1628	2746	
DFB72X204F-2P	72X204 Fiberglass Basin, With Fiberglass Anti-float	1728	2846	
DFB72X216F-2P	72X216 Fiberglass Basin, With Fiberglass Anti-float	1829	2947	
DFB72X228F-2P	72X228 Fiberglass Basin, With Fiberglass Anti-float	1930	3048	
DFB72X240F-2P	72X240 Fiberglass Basin, With Fiberglass Anti-float	2030	3148	

Each Package System includes:

- Fiberglass Basin, with Fiberglass anti-float
- 2" NPT discharge SGR Guiderail System
- 2" duplex SCH80 PVC discharge kit and 2" stainless steel discharge coupling
- 4" composite hub with 4" grommet hub
- 2" composite electrical coupling & Stainless Steel float bracket with (4) cord grips
- 2" composite vent coupling
- Powder coated steel hatch cover, hinged & lockable

ADDERS	DESCRIPTION	LIST PRICE
C72HSA	Aluminum hatch cover, hinged & lockable	
H602FG w/H600R	6" composite hub with 6" grommet hub	
H802FG	8" composite hub	
U600	6" Uniseal (deduct)	
GV200S w/PF200T	2" green vent w/ SS close nipple, 2" thd. vent flange	
GV300S w/PF300T	3" green vent w/ SS close nipple, 3" thd. vent flange	
LL050	Powder coated steel mini lifting lug	
LL050SS	Stainless steel mini lifting lug	
JB6S	Nema 4X Junction Box w/(4) 1/2" and (2) 3/4" cord grips	
JB8S	Nema 4X Junction Box w/(6) 1/2" and (2) 3/4" cord grips	
Encapsulated Steel Anti-float		
2" 304 stainless steel piping for basins 120" or less		
2" 304 stainless steel piping for basins 126"- 240"		

Prefabricated Fiberglass Lift Station

Simplex Side Discharge

PUMP INFORMATION

Model NO: _____

Rating: _____ GPM _____ TDH

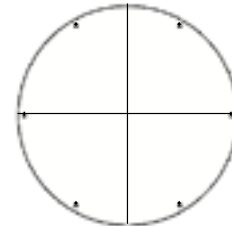
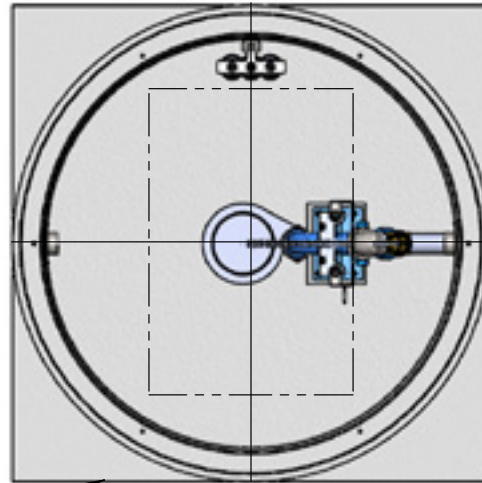
Motor: _____ HP _____ RPM

Elec: _____ PH _____ HZ _____ v

Elec: _____ FL AMPS

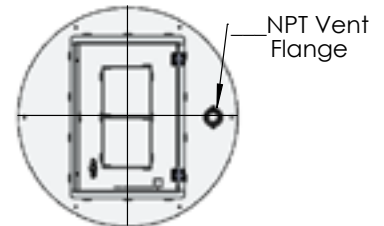
DISCHARGE PIPE

- 1 1/4"
- 1 1/2"
- 2"
- 3"



Solid Cover

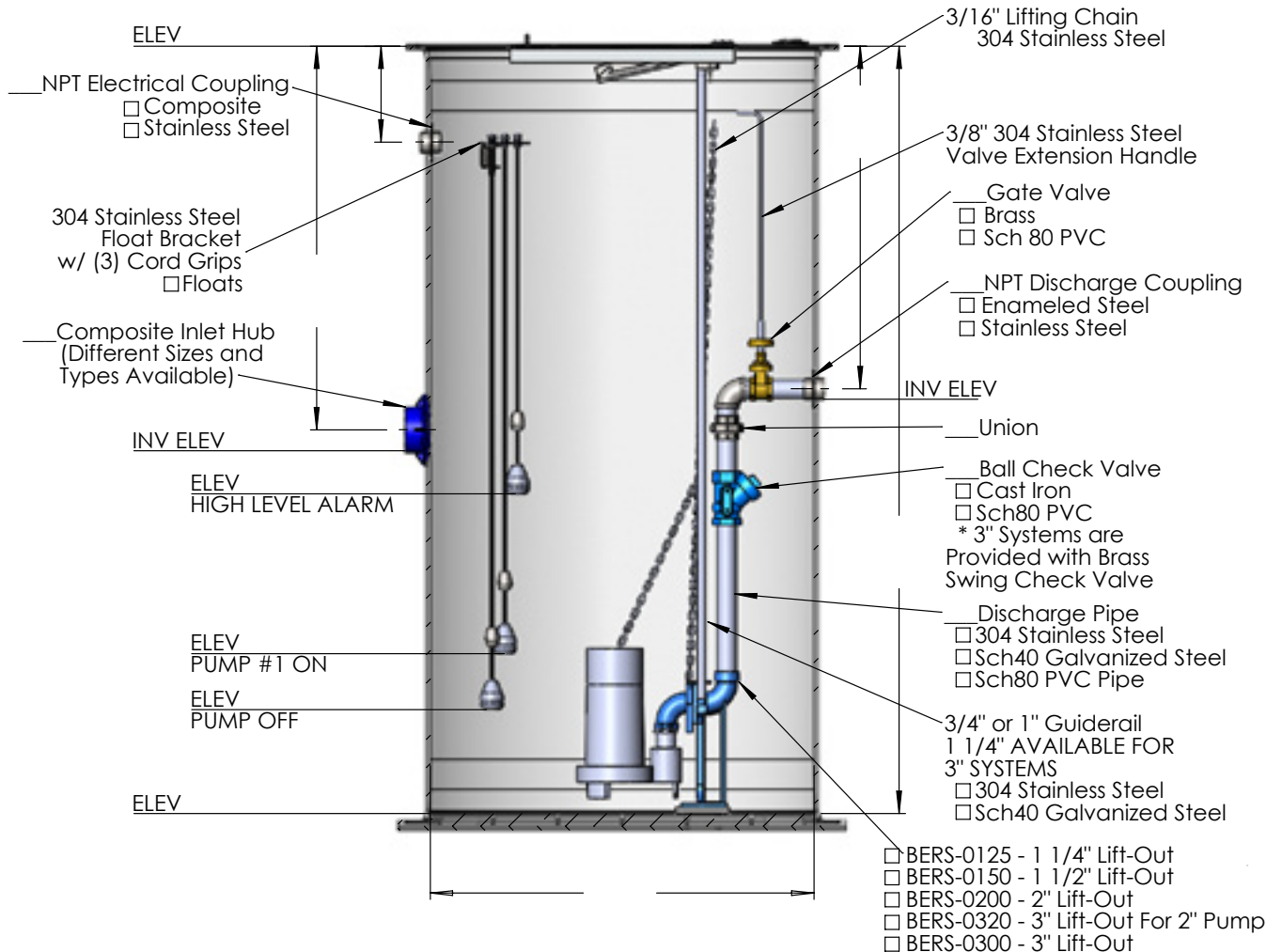
- Fiberglass
- Steel



Hinged and Lockable Cover

- Fiberglass
- Aluminum
- Steel

- Anti-Floatation Flange
- Fiberglass Encapsulated
 - ASTM A-36 Steel
 - Round Fiberglass



Prefabricated Fiberglass Lift Station

Simplex Side Discharge

PUMP INFORMATION

Model NO: _____

Rating: _____ GPM _____ TDH

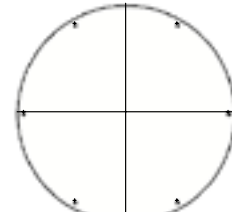
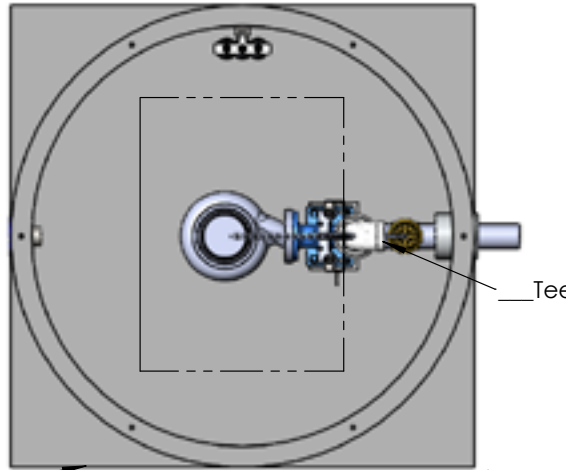
Motor: _____ HP _____ RPM

Elec: _____ PH _____ HZ _____ v

Elec: _____ FL AMPS

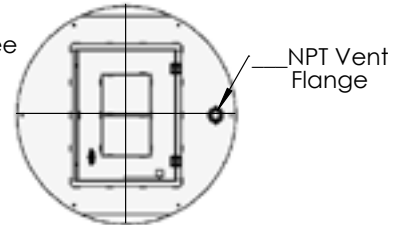
DISCHARGE PIPE

- 3"
- 4"



Solid Cover

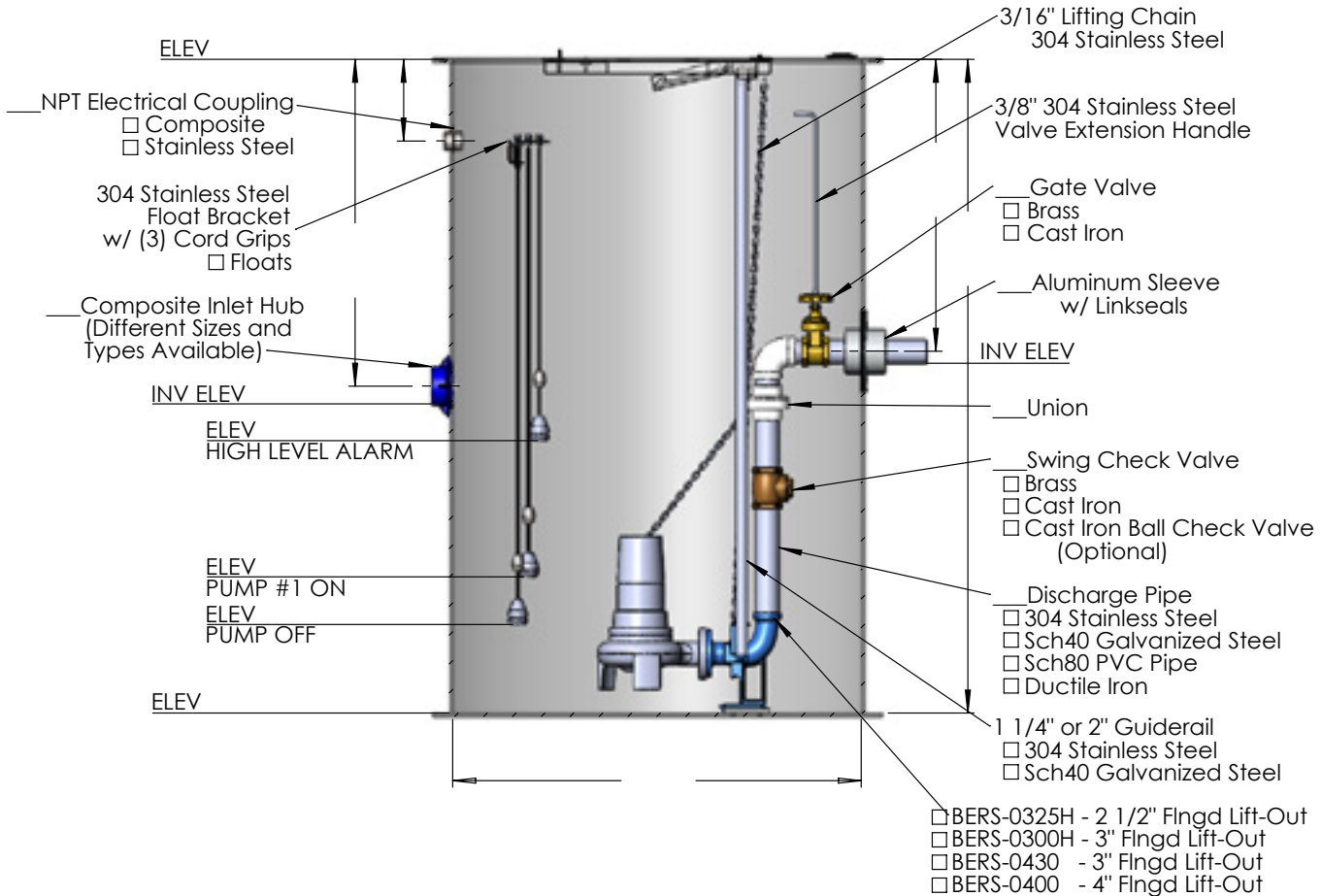
- Fiberglass
- Steel



Hinged and Lockable Cover

- Fiberglass
- Aluminum
- Steel

- Anti-Floatation Flange
- Fiberglass Encapsulated
 - ASTM A-36 Steel
 - Round Fiberglass





Freeflo™ Guiderail Simplex Package Systems

24" Diameter, 1-1/4" NPT Discharge

PART No.	DESCRIPTION	CAPACITY IN U.S. GALLONS	WEIGHT U.S. LBS.	LIST PRICE
FSFB24X60F-1P	24X60 Fiberglass Basin, With Fiberglass Anti-float	117	1353	
FSFB24X72F-1P	24X72 Fiberglass Basin, With Fiberglass Anti-float	141	1401	
FSFB24X84F-1P	24X84 Fiberglass Basin, With Fiberglass Anti-float	164	1458	
FSFB24X96F-1P	24X96 Fiberglass Basin, With Fiberglass Anti-float	188	1517	
FSFB24X108F-1P	24X108 Fiberglass Basin, With Fiberglass Anti-float	211	1573	
FSFB24X120F-1P	24X120 Fiberglass Basin, With Fiberglass Anti-float	235	1630	
FSFB24X132F-1P	24X132 Fiberglass Basin, With Fiberglass Anti-float	258	1767	
FSFB24X144F-1P	24X144 Fiberglass Basin, With Fiberglass Anti-float	282	1825	
FSFB24X156F-1P	24X156 Fiberglass Basin, With Fiberglass Anti-float	305	1900	
FSFB24X168F-1P	24X168 Fiberglass Basin, With Fiberglass Anti-float	329	1975	
FSFB24X180F-1P	24X180 Fiberglass Basin, With Fiberglass Anti-float	352	2050	
FSFB24X192F-1P	24X192 Fiberglass Basin, With Fiberglass Anti-float	376	2125	
FSFB24X204F-1P	24X204 Fiberglass Basin, With Fiberglass Anti-float	399	2200	
FSFB24X216F-1P	24X216 Fiberglass Basin, With Fiberglass Anti-float	423	2279	
FSFB24X228F-1P	24X228 Fiberglass Basin, With Fiberglass Anti-float	446	2363	
FSFB24X240F-1P	24X240 Fiberglass Basin, With Fiberglass Anti-float	470	2447	

Each Package System includes:

- Fiberglass Basin, with Fiberglass anti-float
- 1-1/4" NPT discharge FREEFLO Guiderail System, 3/4" 304 stainless steel guiderails
- 1-1/4" simplex SCH80 PVC discharge kit and 1-1/4" stainless steel discharge coupling
- 4" inlet grommet
- 1-1/2" composite electrical coupling & Stainless Steel float bracket with (3) cord grips
- 2" composite vent coupling
- Solid Fiberglass Cover

ADDERS	DESCRIPTION	LIST PRICE
H402FG2430 w/H400R	4" composite hub with 4" grommet hub	
U600	6" Uniseal	
GV200S w/PF200T	2" green vent w/ SS close nipple, 2" thd. vent flange	
GV300S w/PF300T	3" green vent w/ SS close nipple, 3" thd. vent flange	
LL050	Powder coated steel mini lifting lug	
LL050SS	Stainless steel mini lifting lug	
JB4S	Nema 4X Junction Box w/(3) 1/2" and (1) 3/4" cord grips	
Encapsulated Steel Anti-float		
1-1/4" 304 stainless steel piping for basins 120" or less		
1-1/4" 304 stainless steel piping for basins 126" - 240"		



Freeflo™ Guiderail Simplex Package Systems

30" Diameter, 1-1/4" NPT Discharge

PART NO.	DESCRIPTION	CAPACITY IN U.S. GALLONS	WEIGHT U.S. LBS.	LIST PRICE
FSFB30X60F-1P	30X60 Fiberglass Basin, With Fiberglass Anti-float	184	308	
FSFB30X72F-1P	30X72 Fiberglass Basin, With Fiberglass Anti-float	220	351	
FSFB30X84F-1P	30X84 Fiberglass Basin, With Fiberglass Anti-float	257	366	
FSFB30X96F-1P	30X96 Fiberglass Basin, With Fiberglass Anti-float	294	381	
FSFB30X108F-1P	30X108 Fiberglass Basin, With Fiberglass Anti-float	330	396	
FSFB30X120F-1P	30X120 Fiberglass Basin, With Fiberglass Anti-float	367	412	
FSFB30X132F-1P	30X132 Fiberglass Basin, With Fiberglass Anti-float	404	502	
FSFB30X144F-1P	30X144 Fiberglass Basin, With Fiberglass Anti-float	441	517	
FSFB30X156F-1P	30X156 Fiberglass Basin, With Fiberglass Anti-float	477	533	
FSFB30X168F-1P	30X168 Fiberglass Basin, With Fiberglass Anti-float	514	548	
FSFB30X180F-1P	30X180 Fiberglass Basin, With Fiberglass Anti-float	551	563	
FSFB30X192F-1P	30X192 Fiberglass Basin, With Fiberglass Anti-float	588	578	
FSFB30X204F-1P	30X204 Fiberglass Basin, With Fiberglass Anti-float	624	598	
FSFB30X216F-1P	30X216 Fiberglass Basin, With Fiberglass Anti-float	661	618	
FSFB30X228F-1P	30X228 Fiberglass Basin, With Fiberglass Anti-float	698	638	
FSFB30X240F-1P	30X240 Fiberglass Basin, With Fiberglass Anti-float	734	657	

Each Package System includes:

- Fiberglass Basin, with Fiberglass anti-float
- 1-1/4" NPT discharge FREEFLO Guiderail System, 3/4" 304 stainless steel guiderails
- 1-1/4" simplex SCH80 PVC discharge kit and 1-1/4" stainless steel discharge coupling
- 4" inlet grommet
- 1-1/2" composite electrical coupling & Stainless Steel float bracket with (3) cord grips
- 2" composite vent coupling
- Solid Fiberglass Cover

ADDERS	DESCRIPTION	LIST PRICE
H402FG2430 w/H400R	4" composite hub with 4" grommet hub	
U600	6" Uniseal	
GV200S w/PF200T	2" green vent w/ SS close nipple, 2" thd. vent flange	
GV300S w/PF300T	3" green vent w/ SS close nipple, 3" thd. vent flange	
LL050	Powder coated steel mini lifting lug	
LL050SS	Stainless steel mini lifting lug	
JB4S	Nema 4X Junction Box w/(3) 1/2" and (1) 3/4" cord grips	
Encapsulated Steel Anti-float		
1-1/4" 304 stainless steel piping for basins 120" or less		
1-1/4" 304 stainless steel piping for basins 126"- 240"		



Freeflo™ Guiderail Simplex Package Systems

36" Diameter, 1-1/4" NPT Discharge

PART No.	DESCRIPTION	CAPACITY IN U.S. GALLONS	WEIGHT U.S. LBS.	LIST PRICE
FSFB36X60F-1P	36X60 Fiberglass Basin, With Fiberglass Anti-float	264	357	
FSFB36X72F-1P	36X72 Fiberglass Basin, With Fiberglass Anti-float	317	432	
FSFB36X84F-1P	36X84 Fiberglass Basin, With Fiberglass Anti-float	370	451	
FSFB36X96F-1P	36X96 Fiberglass Basin, With Fiberglass Anti-float	423	469	
FSFB36X108F-1P	36X108 Fiberglass Basin, With Fiberglass Anti-float	476	487	
FSFB36X120F-1P	36X120 Fiberglass Basin, With Fiberglass Anti-float	529	506	
FSFB36X132F-1P	36X132 Fiberglass Basin, With Fiberglass Anti-float	582	599	
FSFB36X144F-1P	36X144 Fiberglass Basin, With Fiberglass Anti-float	635	620	
FSFB36X156F-1P	36X156 Fiberglass Basin, With Fiberglass Anti-float	687	644	
FSFB36X168F-1P	36X168 Fiberglass Basin, With Fiberglass Anti-float	740	667	
FSFB36X180F-1P	36X180 Fiberglass Basin, With Fiberglass Anti-float	793	691	
FSFB36X192F-1P	36X192 Fiberglass Basin, With Fiberglass Anti-float	876	715	
FSFB36X204F-1P	36X204 Fiberglass Basin, With Fiberglass Anti-float	899	738	
FSFB36X216F-1P	36X216 Fiberglass Basin, With Fiberglass Anti-float	952	762	
FSFB36X228F-1P	36X228 Fiberglass Basin, With Fiberglass Anti-float	1005	796	
FSFB36X240F-1P	36X240 Fiberglass Basin, With Fiberglass Anti-float	1058	831	

Each Package System includes:

- Fiberglass Basin, with Fiberglass anti-float
- 1-1/4" NPT discharge FREEFLO Guiderail System, 3/4" 304 stainless steel guiderails
- 1-1/4" simplex SCH80 PVC discharge kit and 1-1/4" stainless steel discharge coupling
- 4" inlet grommet
- 1-1/2" composite electrical coupling & Stainless Steel float bracket with (3) cord grips
- 2" composite vent coupling
- Solid Fiberglass Cover

ADDERS	DESCRIPTION	LIST PRICE
H402FG3672 w/H400R	4" composite hub with 4" grommet hub	
H601FG w/H600R	6" composite hub with 6" grommet hub	
H801FG	8" composite hub	
U600	6" Uniseal	
GV200S w/PF200T	2" green vent w/ SS close nipple, 2" thd. vent flange	
GV300S w/PF300T	3" green vent w/ SS close nipple, 3" thd. vent flange	
LL050	Powder coated steel mini lifting lug	
LL050SS	Stainless steel mini lifting lug	
JB4S	Nema 4X Junction Box w/(3) 1/2" and (1) 3/4" cord grips	
Encapsulated Steel Anti-float		
1-1/4" 304 stainless steel piping for basins 120" or less		
1-1/4" 304 stainless steel piping for basins 126"- 240"		



Freeflo™ Guiderail Simplex Package Systems

42" Diameter, 1-1/4" NPT Discharge

PART No.	DESCRIPTION	CAPACITY IN U.S. GALLONS	WEIGHT U.S. LBS.	LIST PRICE
FSFB42x60F-1P	42X60 Fiberglass Basin, With Fiberglass Anti-float	360	537	
FSFB42X72F-1P	42X72 Fiberglass Basin, With Fiberglass Anti-float	432	592	
FSFB42X84F-1P	42X84 Fiberglass Basin, With Fiberglass Anti-float	504	619	
FSFB42X96F-1P	42X96 Fiberglass Basin, With Fiberglass Anti-float	576	647	
FSFB42X108F-1P	42X108 Fiberglass Basin, With Fiberglass Anti-float	648	675	
FSFB42X120F-1P	42X120 Fiberglass Basin, With Fiberglass Anti-float	720	702	
FSFB42X132F-1P	42X132 Fiberglass Basin, With Fiberglass Anti-float	792	815	
FSFB42X144F-1P	42X144 Fiberglass Basin, With Fiberglass Anti-float	864	843	
FSFB42X156F-1P	42X156 Fiberglass Basin, With Fiberglass Anti-float	936	876	
FSFB42X168F-1P	42X168 Fiberglass Basin, With Fiberglass Anti-float	1008	910	
FSFB42X180F-1P	42X180 Fiberglass Basin, With Fiberglass Anti-float	1080	944	
FSFB42X192F-1P	42X192 Fiberglass Basin, With Fiberglass Anti-float	1152	978	
FSFB42X204F-1P	42X204 Fiberglass Basin, With Fiberglass Anti-float	1224	1012	
FSFB42X216F-1P	42X216 Fiberglass Basin, With Fiberglass Anti-float	1295	1046	
FSFB42X228F-1P	42X228 Fiberglass Basin, With Fiberglass Anti-float	1367	1079	
FSFB42X240F-1P	42X240 Fiberglass Basin, With Fiberglass Anti-float	1439	1120	

Each Package System includes:

- Fiberglass Basin, with Fiberglass anti-float
- 1-1/4" NPT discharge FREEFLO Guiderail System, 3/4" 304 stainless steel guiderails
- 1-1/4" simplex SCH80 PVC discharge kit and 1-1/4" stainless steel discharge coupling
- 4" inlet grommet
- 1-1/2" composite electrical coupling & Stainless Steel float bracket with (3) cord grips
- 2" composite vent coupling
- Powder coated steel hatch cover, hinged & lockable

ADDERS	DESCRIPTION	LIST PRICE
C42HSA	Aluminum hatch cover, hinged & lockable	
H402FG3672 w/H400R	4" composite hub with 4" grommet hub	
H601FG w/H600R	6" composite hub with 6" grommet hub	
H801FG	8" composite hub	
U600	6" Uniseal	
GV200S w/PF200T	2" green vent w/ SS close nipple, 2" thd. vent flange	
GV300S w/PF300T	3" green vent w/ SS close nipple, 3" thd. vent flange	
LL050	Powder coated steel mini lifting lug	
LL050SS	Stainless steel mini lifting lug	
JB4S	Nema 4X Junction Box w/(3) 1/2" and (1) 3/4" cord grips	
Encapsulated Steel Anti-float		
1-1/4" 304 stainless steel piping for basins 120" or less		
1-1/4" 304 stainless steel piping for basins 126"- 240"		



Freeflo™ Guiderail Simplex Package Systems

48" Diameter, 1-1/4" NPT Discharge

PART No.	DESCRIPTION	CAPACITY IN U.S. GALLONS	WEIGHT U.S. LBS.	LIST PRICE
FSFB48x60F-1P	48X60 Fiberglass Basin, With Fiberglass Anti-float	470	636	
FSFB48X72F-1P	48X72 Fiberglass Basin, With Fiberglass Anti-float	564	735	
FSFB48X84F-1P	48X84 Fiberglass Basin, With Fiberglass Anti-float	658	774	
FSFB48X96F-1P	48X96 Fiberglass Basin, With Fiberglass Anti-float	752	812	
FSFB48X108F-1P	48X108 Fiberglass Basin, With Fiberglass Anti-float	846	851	
FSFB48X120F-1P	48X120 Fiberglass Basin, With Fiberglass Anti-float	940	890	
FSFB48X132F-1P	48X132 Fiberglass Basin, With Fiberglass Anti-float	1034	1003	
FSFB48X144F-1P	48X144 Fiberglass Basin, With Fiberglass Anti-float	1128	1042	
FSFB48X156F-1P	48X156 Fiberglass Basin, With Fiberglass Anti-float	1222	1081	
FSFB48X168F-1P	48X168 Fiberglass Basin, With Fiberglass Anti-float	1316	1119	
FSFB48X180F-1P	48X180 Fiberglass Basin, With Fiberglass Anti-float	1410	1158	
FSFB48X192F-1P	48X192 Fiberglass Basin, With Fiberglass Anti-float	1504	1211	
FSFB48X204F-1P	48X204 Fiberglass Basin, With Fiberglass Anti-float	1598	1264	
FSFB48X216F-1P	48X216 Fiberglass Basin, With Fiberglass Anti-float	1692	1317	
FSFB48X228F-1P	48X228 Fiberglass Basin, With Fiberglass Anti-float	1786	1370	
FSFB48X240F-1P	48X240 Fiberglass Basin, With Fiberglass Anti-float	1880	1423	

Each Package System includes:

- Fiberglass Basin, with Fiberglass anti-float
- 1-1/4" NPT discharge FREEFLO Guiderail System, 3/4" 304 stainless steel guiderails
- 1-1/4" simplex SCH80 PVC discharge kit and 1-1/4" stainless steel discharge coupling
- 4" composite hub with 4" grommet hub
- 1-1/2" composite electrical coupling & Stainless Steel float bracket with (3) cord grips
- 2" composite vent coupling
- Powder coated steel hatch cover, hinged & lockable

ADDERS	DESCRIPTION	LIST PRICE
C48HSFNST	Fiberglass hatch cover, hinged & lockable (deduct)	
C48HSA	Aluminum hatch cover, hinged & lockable	
H601FG w/H600R	6" composite hub with 6" grommet hub	
H801FG	8" composite hub	
U600	6" Uniseal (deduct)	
GV200S w/PF200T	2" green vent w/ SS close nipple, 2" thd. vent flange	
GV300S w/PF300T	3" green vent w/ SS close nipple, 3" thd. vent flange	
LL050	Powder coated steel mini lifting lug	
LL050SS	Stainless steel mini lifting lug	
JB4S	Nema 4X Junction Box w/(3) 1/2" and (1) 3/4" cord grips	
Encapsulated Steel Anti-float		
1-1/4" 304 stainless steel piping for basins 120" or less		
1-1/4" 304 stainless steel piping for basins 126"- 240"		



Freeflo™ Guiderail Simplex Package Systems

24" Diameter, 2" NPT Discharge

PART No.	DESCRIPTION	CAPACITY IN U.S. GALLONS	WEIGHT U.S. LBS.	LIST PRICE
FSFB24X60F-2P	24X60 Fiberglass Basin, With Fiberglass Anti-float	117	302	
FSFB24X72F-2P	24X72 Fiberglass Basin, With Fiberglass Anti-float	141	312	
FSFB24X84F-2P	24X84 Fiberglass Basin, With Fiberglass Anti-float	164	339	
FSFB24X96F-2P	24X96 Fiberglass Basin, With Fiberglass Anti-float	188	348	
FSFB24X108F-2P	24X108 Fiberglass Basin, With Fiberglass Anti-float	211	356	
FSFB24X120F-2P	24X120 Fiberglass Basin, With Fiberglass Anti-float	235	365	
FSFB24X132F-2P	24X132 Fiberglass Basin, With Fiberglass Anti-float	258	449	
FSFB24X144F-2P	24X144 Fiberglass Basin, With Fiberglass Anti-float	282	457	
FSFB24X156F-2P	24X156 Fiberglass Basin, With Fiberglass Anti-float	305	470	
FSFB24X168F-2P	24X168 Fiberglass Basin, With Fiberglass Anti-float	329	482	
FSFB24X180F-2P	24X180 Fiberglass Basin, With Fiberglass Anti-float	352	494	
FSFB24X192F-2P	24X192 Fiberglass Basin, With Fiberglass Anti-float	376	506	
FSFB24X204F-2P	24X204 Fiberglass Basin, With Fiberglass Anti-float	399	519	
FSFB24X216F-2P	24X216 Fiberglass Basin, With Fiberglass Anti-float	423	531	
FSFB24X228F-2P	24X228 Fiberglass Basin, With Fiberglass Anti-float	446	543	
FSFB24X240F-2P	24X240 Fiberglass Basin, With Fiberglass Anti-float	470	555	

Each Package System includes:

- Fiberglass Basin, with Fiberglass anti-float
- 2" NPT discharge FREEFLO Guiderail System, 3/4" 304 stainless steel guiderails
- 2" simplex SCH80 PVC discharge kit and 2" stainless steel discharge coupling
- 4" inlet grommet
- 1-1/2" composite electrical coupling & Stainless Steel float bracket with (3) cord grips
- 2" composite vent coupling
- Solid Fiberglass Cover

ADDERS	DESCRIPTION	LIST PRICE
H402FG2430 w/H400R	4" composite hub with 4" grommet hub	
U600	6" Uniseal	
GV200S w/PF200T	2" green vent w/ SS close nipple, 2" thd. vent flange	
GV300S w/PF300T	3" green vent w/ SS close nipple, 3" thd. vent flange	
LL050	Powder coated steel mini lifting lug	
LL050SS	Stainless steel mini lifting lug	
JB4S	Nema 4X Junction Box w/(3) 1/2" and (1) 3/4" cord grips	
Encapsulated Steel Anti-float		
2" 304 stainless steel piping for basins 120" or less		
2" 304 stainless steel piping for basins 126"- 240"		



Freeflo™ Guiderail Simplex Package Systems

30" Diameter, 2" NPT Discharge

PART No.	DESCRIPTION	CAPACITY IN U.S. GALLONS	WEIGHT U.S. LBS.	LIST PRICE
FSFB30X60F-2P	30X60 Fiberglass Basin, With Fiberglass Anti-float	184	338	
FSFB30X72F-2P	30X72 Fiberglass Basin, With Fiberglass Anti-float	220	381	
FSFB30X84F-2P	30X84 Fiberglass Basin, With Fiberglass Anti-float	257	396	
FSFB30X96F-2P	30X96 Fiberglass Basin, With Fiberglass Anti-float	294	411	
FSFB30X108F-2P	30X108 Fiberglass Basin, With Fiberglass Anti-float	330	426	
FSFB30X120F-2P	30X120 Fiberglass Basin, With Fiberglass Anti-float	367	442	
FSFB30X132F-2P	30X132 Fiberglass Basin, With Fiberglass Anti-float	404	532	
FSFB30X144F-2P	30X144 Fiberglass Basin, With Fiberglass Anti-float	441	547	
FSFB30X156F-2P	30X156 Fiberglass Basin, With Fiberglass Anti-float	477	563	
FSFB30X168F-2P	30X168 Fiberglass Basin, With Fiberglass Anti-float	514	578	
FSFB30X180F-2P	30X180 Fiberglass Basin, With Fiberglass Anti-float	551	593	
FSFB30X192F-2P	30X192 Fiberglass Basin, With Fiberglass Anti-float	588	608	
FSFB30X204F-2P	30X204 Fiberglass Basin, With Fiberglass Anti-float	624	628	
FSFB30X216F-2P	30X216 Fiberglass Basin, With Fiberglass Anti-float	661	648	
FSFB30X228F-2P	30X228 Fiberglass Basin, With Fiberglass Anti-float	698	668	
FSFB30X240F-2P	30X240 Fiberglass Basin, With Fiberglass Anti-float	734	687	

Each Package System includes:

- Fiberglass Basin, with Fiberglass anti-float
- 2" NPT discharge FREEFLO Guiderail System, 3/4" 304 stainless steel guiderails
- 2" simplex SCH80 PVC discharge kit and 2" stainless steel discharge coupling
- 4" inlet grommet
- 1-1/2" composite electrical coupling & Stainless Steel float bracket with (3) cord grips
- 2" composite vent coupling
- Solid Fiberglass Cover

ADDERS	DESCRIPTION	LIST PRICE
H402FG2430 w/H400R	4" composite hub with 4" grommet hub	
U600	6" Uniseal	
GV200S w/PF200T	2" green vent w/ SS close nipple, 2" thd. vent flange	
GV300S w/PF300T	3" green vent w/ SS close nipple, 3" thd. vent flange	
LL050	Powder coated steel mini lifting lug	
LL050SS	Stainless steel mini lifting lug	
JB4S	Nema 4X Junction Box w/(3) 1/2" and (1) 3/4" cord grips	
Encapsulated Steel Anti-float		
2" 304 stainless steel piping for basins 120" or less		
2" 304 stainless steel piping for basins 126" - 240"		



Freeflo™ Guiderail Simplex Package Systems

36" Diameter, 2" NPT Discharge

PART No.	DESCRIPTION	CAPACITY IN U.S. GALLONS	WEIGHT U.S. LBS.	LIST PRICE
FSFB36X60F-2P	36X60 Fiberglass Basin, With Fiberglass Anti-float	264	407	
FSFB36X72F-2P	36X72 Fiberglass Basin, With Fiberglass Anti-float	317	482	
FSFB36X84F-2P	36X84 Fiberglass Basin, With Fiberglass Anti-float	370	501	
FSFB36X96F-2P	36X96 Fiberglass Basin, With Fiberglass Anti-float	423	519	
FSFB36X108F-2P	36X108 Fiberglass Basin, With Fiberglass Anti-float	476	537	
FSFB36X120F-2P	36X120 Fiberglass Basin, With Fiberglass Anti-float	529	556	
FSFB36X132F-2P	36X132 Fiberglass Basin, With Fiberglass Anti-float	582	629	
FSFB36X144F-2P	36X144 Fiberglass Basin, With Fiberglass Anti-float	635	650	
FSFB36X156F-2P	36X156 Fiberglass Basin, With Fiberglass Anti-float	687	674	
FSFB36X168F-2P	36X168 Fiberglass Basin, With Fiberglass Anti-float	740	697	
FSFB36X180F-2P	36X180 Fiberglass Basin, With Fiberglass Anti-float	793	721	
FSFB36X192F-2P	36X192 Fiberglass Basin, With Fiberglass Anti-float	876	745	
FSFB36X204F-2P	36X204 Fiberglass Basin, With Fiberglass Anti-float	899	768	
FSFB36X216F-2P	36X216 Fiberglass Basin, With Fiberglass Anti-float	952	792	
FSFB36X228F-2P	36X228 Fiberglass Basin, With Fiberglass Anti-float	1005	826	
FSFB36X240F-2P	36X240 Fiberglass Basin, With Fiberglass Anti-float	1058	861	

Each Package System includes:

- Fiberglass Basin, with Fiberglass anti-float
- 2" NPT discharge FREEFLO Guiderail System, 3/4" 304 stainless steel guiderails
- 2" simplex SCH80 PVC discharge kit and 2" stainless steel discharge coupling
- 4" inlet grommet
- 1-1/2" composite electrical coupling & Stainless Steel float bracket with (3) cord grips
- 2" composite vent coupling
- Solid Fiberglass Cover

ADDERS	DESCRIPTION	LIST PRICE
C36HSS	Powder-coated steel hatch cover, hinged & lockable	
C36HSA	Aluminum hatch cover, hinged & lockable	
H402FG3672 w/H400R	4" composite hub with 4" grommet hub	
H601FG w/H600R	6" composite hub with 6" grommet hub	
H801FG	8" composite hub	
U600	6" Uniseal	
GV200S w/PF200T	2" green vent w/ SS close nipple, 2" thd. vent flange	
GV300S w/PF300T	3" green vent w/ SS close nipple, 3" thd. vent flange	
LL050	Powder coated steel mini lifting lug	
LL050SS	Stainless steel mini lifting lug	
JB4S	Nema 4X Junction Box w/(3) 1/2" and (1) 3/4" cord grips	
Encapsulated Steel Anti-float		
2" 304 stainless steel piping for basins 120" or less		
2" 304 stainless steel piping for basins 126"- 240"		



Freeflo™ Guiderail Simplex Package Systems

42" Diameter, 2" NPT Discharge

PART No.	DESCRIPTION	CAPACITY IN U.S. GALLONS	WEIGHT U.S. LBS.	LIST PRICE
FSFB42x60F-2P	42X60 Fiberglass Basin, With Fiberglass Anti-float	360	587	
FSFB42X72F-2P	42X72 Fiberglass Basin, With Fiberglass Anti-float	432	642	
FSFB42X84F-2P	42X84 Fiberglass Basin, With Fiberglass Anti-float	504	669	
FSFB42X96F-2P	42X96 Fiberglass Basin, With Fiberglass Anti-float	576	697	
FSFB42X108F-2P	42X108 Fiberglass Basin, With Fiberglass Anti-float	648	725	
FSFB42X120F-2P	42X120 Fiberglass Basin, With Fiberglass Anti-float	720	752	
FSFB42X132F-2P	42X132 Fiberglass Basin, With Fiberglass Anti-float	792	850	
FSFB42X144F-2P	42X144 Fiberglass Basin, With Fiberglass Anti-float	864	878	
FSFB42X156F-2P	42X156 Fiberglass Basin, With Fiberglass Anti-float	936	911	
FSFB42X168F-2P	42X168 Fiberglass Basin, With Fiberglass Anti-float	1008	945	
FSFB42X180F-2P	42X180 Fiberglass Basin, With Fiberglass Anti-float	1080	979	
FSFB42X192F-2P	42X192 Fiberglass Basin, With Fiberglass Anti-float	1152	1013	
FSFB42X204F-2P	42X204 Fiberglass Basin, With Fiberglass Anti-float	1224	1047	
FSFB42X216F-2P	42X216 Fiberglass Basin, With Fiberglass Anti-float	1295	1081	
FSFB42X228F-2P	42X228 Fiberglass Basin, With Fiberglass Anti-float	1367	1114	
FSFB42X240F-2P	42X240 Fiberglass Basin, With Fiberglass Anti-float	1439	1155	

Each Package System includes:

- Fiberglass Basin, with Fiberglass anti-float
- 2" NPT discharge FREEFLO Guiderail System, 3/4" 304 stainless steel guiderails
- 2" simplex SCH80 PVC discharge kit and 2" stainless steel discharge coupling
- 4" inlet grommet
- 1-1/2" composite electrical coupling & Stainless Steel float bracket with (3) cord grips
- 2" composite vent coupling
- Powder coated steel hatch cover, hinged & lockable

ADDERS	DESCRIPTION	LIST PRICE
C42HSA	Aluminum hatch cover, hinged & lockable	
H402FG3672 w/H400R	4" composite hub with 4" grommet hub	
H601FG w/H600R	6" composite hub with 6" grommet hub	
H801FG	8" composite hub	
U600	6" Uniseal	
GV200S w/PF200T	2" green vent w/ SS close nipple, 2" thd. vent flange	
GV300S w/PF300T	3" green vent w/ SS close nipple, 3" thd. vent flange	
LL050	Powder coated steel mini lifting lug	
LL050SS	Stainless steel mini lifting lug	
JB4S	Nema 4X Junction Box w/(3) 1/2" and (1) 3/4" cord grips	
	Encapsulated Steel Anti-float	
	2" 304 stainless steel piping for basins 120" or less	
	2" 304 stainless steel piping for basins 126"- 240"	



Freeflo™ Guiderail Simplex Package Systems

48" Diameter, 2" NPT Discharge

PART No.	DESCRIPTION	CAPACITY IN U.S. GALLONS	WEIGHT U.S. LBS.	LIST PRICE
FSFB48x60F-2P	48X60 Fiberglass Basin, With Fiberglass Anti-float	470	681	
FSFB48X72F-2P	48X72 Fiberglass Basin, With Fiberglass Anti-float	564	780	
FSFB48X84F-2P	48X84 Fiberglass Basin, With Fiberglass Anti-float	658	819	
FSFB48X96F-2P	48X96 Fiberglass Basin, With Fiberglass Anti-float	752	857	
FSFB48X108F-2P	48X108 Fiberglass Basin, With Fiberglass Anti-float	846	896	
FSFB48X120F-2P	48X120 Fiberglass Basin, With Fiberglass Anti-float	940	935	
FSFB48X132F-2P	48X132 Fiberglass Basin, With Fiberglass Anti-float	1034	1063	
FSFB48X144F-2P	48X144 Fiberglass Basin, With Fiberglass Anti-float	1128	1102	
FSFB48X156F-2P	48X156 Fiberglass Basin, With Fiberglass Anti-float	1222	1141	
FSFB48X168F-2P	48X168 Fiberglass Basin, With Fiberglass Anti-float	1316	1179	
FSFB48X180F-2P	48X180 Fiberglass Basin, With Fiberglass Anti-float	1410	1218	
FSFB48X192F-2P	48X192 Fiberglass Basin, With Fiberglass Anti-float	1504	1271	
FSFB48X204F-2P	48X204 Fiberglass Basin, With Fiberglass Anti-float	1598	1324	
FSFB48X216F-2P	48X216 Fiberglass Basin, With Fiberglass Anti-float	1692	1377	
FSFB48X228F-2P	48X228 Fiberglass Basin, With Fiberglass Anti-float	1786	1430	
FSFB48X240F-2P	48X240 Fiberglass Basin, With Fiberglass Anti-float	1880	1483	

Each Package System includes:

- Fiberglass Basin, with Fiberglass anti-float
- 2" NPT discharge FREEFLO Guiderail System, 3/4" 304 stainless steel guiderails
- 2" simplex SCH80 PVC discharge kit and 2" stainless steel discharge coupling
- 4" composite hub with 4" grommet hub
- 1-1/2" composite electrical coupling & Stainless Steel float bracket with (3) cord grips
- 2" composite vent coupling
- Powder coated steel hatch cover, hinged & lockable

ADDERS	DESCRIPTION	LIST PRICE
C48HSFNST	Fiberglass hatch cover, hinged & lockable (deduct)	
C48HSA	Aluminum hatch cover, hinged & lockable	
H601FG w/H600R	6" composite hub with 6" grommet hub	
H801FG	8" composite hub	
U600	6" Uniseal (deduct)	
GV200S w/PF200T	2" green vent w/ SS close nipple, 2" thd. vent flange	
GV300S w/PF300T	3" green vent w/ SS close nipple, 3" thd. vent flange	
LL050	Powder coated steel mini lifting lug	
LL050SS	Stainless steel mini lifting lug	
JB4S	Nema 4X Junction Box w/(3) 1/2" and (1) 3/4" cord grips	
	Encapsulated Steel Anti-float	
	2" 304 stainless steel piping for basins 120" or less	
	2" 304 stainless steel piping for basins 126"- 240"	



Freeflo™ Guiderail Simplex Package Systems

36" Diameter, 3" NPT Discharge

PART No.	DESCRIPTION	CAPACITY IN U.S. GALLONS	WEIGHT U.S. LBS.	LIST PRICE
FSFB36X60F-3P	36X60 Fiberglass Basin, With Fiberglass Anti-float	264	507	
FSFB36X72F-3P	36X72 Fiberglass Basin, With Fiberglass Anti-float	317	582	
FSFB36X84F-3P	36X84 Fiberglass Basin, With Fiberglass Anti-float	370	601	
FSFB36X96F-3P	36X96 Fiberglass Basin, With Fiberglass Anti-float	423	619	
FSFB36X108F-3P	36X108 Fiberglass Basin, With Fiberglass Anti-float	476	637	
FSFB36X120F-3P	36X120 Fiberglass Basin, With Fiberglass Anti-float	529	656	
FSFB36X132F-3P	36X132 Fiberglass Basin, With Fiberglass Anti-float	582	829	
FSFB36X144F-3P	36X144 Fiberglass Basin, With Fiberglass Anti-float	635	850	
FSFB36X156F-3P	36X156 Fiberglass Basin, With Fiberglass Anti-float	687	874	
FSFB36X168F-3P	36X168 Fiberglass Basin, With Fiberglass Anti-float	740	897	
FSFB36X180F-3P	36X180 Fiberglass Basin, With Fiberglass Anti-float	793	921	
FSFB36X192F-3P	36X192 Fiberglass Basin, With Fiberglass Anti-float	876	945	
FSFB36X204F-3P	36X204 Fiberglass Basin, With Fiberglass Anti-float	899	968	
FSFB36X216F-3P	36X216 Fiberglass Basin, With Fiberglass Anti-float	952	992	
FSFB36X228F-3P	36X228 Fiberglass Basin, With Fiberglass Anti-float	1005	1026	
FSFB36X240F-3P	36X240 Fiberglass Basin, With Fiberglass Anti-float	1058	1061	

Each Package System includes:

- Fiberglass Basin, with Fiberglass anti-float
- 3" NPT discharge FREEFLO Guiderail System, 1-1/4" 304 stainless steel guiderails
- 3" simplex SCH80 PVC discharge kit and 3" brass valves
- 4" inlet grommet
- 1-1/2" composite electrical coupling & Stainless Steel float bracket with (3) cord grips
- 2" composite vent coupling
- Solid Fiberglass Cover

ADDERS	DESCRIPTION	LIST PRICE
C36HSS-FM	Powder-coated steel "frogmouth" hatch cover, hinged & lockable	
C36HSA-FM	Aluminum hatch "frogmouth" cover, hinged & lockable	
H402FG3672 w/H400R	4" composite hub with 4" grommet hub	
H601FG w/H600R	6" composite hub with 6" grommet hub	
H801FG	8" composite hub	
U600	6" Uniseal	
GV200S w/PF200T	2" green vent w/ SS close nipple, 2" thd. vent flange	
GV300S w/PF300T	3" green vent w/ SS close nipple, 3" thd. vent flange	
LL050	Powder coated steel mini lifting lug	
LL050SS	Stainless steel mini lifting lug	
JB4S	Nema 4X Junction Box w/(3) 1/2" and (1) 3/4" cord grips	
Encapsulated Steel Anti-float		



Freeflo™ Guiderail Simplex Package Systems

42" Diameter, 3" NPT Discharge

PART No.	DESCRIPTION	CAPACITY IN U.S. GALLONS	WEIGHT U.S. LBS.	LIST PRICE
FSFB42x60F-3P	42X60 Fiberglass Basin, With Fiberglass Anti-float	360	687	
FSFB42X72F-3P	42X72 Fiberglass Basin, With Fiberglass Anti-float	432	742	
FSFB42X84F-3P	42X84 Fiberglass Basin, With Fiberglass Anti-float	504	769	
FSFB42X96F-3P	42X96 Fiberglass Basin, With Fiberglass Anti-float	576	797	
FSFB42X108F-3P	42X108 Fiberglass Basin, With Fiberglass Anti-float	648	825	
FSFB42X120F-3P	42X120 Fiberglass Basin, With Fiberglass Anti-float	720	852	
FSFB42X132F-3P	42X132 Fiberglass Basin, With Fiberglass Anti-float	792	1050	
FSFB42X144F-3P	42X144 Fiberglass Basin, With Fiberglass Anti-float	864	1078	
FSFB42X156F-3P	42X156 Fiberglass Basin, With Fiberglass Anti-float	936	1111	
FSFB42X168F-3P	42X168 Fiberglass Basin, With Fiberglass Anti-float	1008	1145	
FSFB42X180F-3P	42X180 Fiberglass Basin, With Fiberglass Anti-float	1080	1179	
FSFB42X192F-3P	42X192 Fiberglass Basin, With Fiberglass Anti-float	1152	1213	
FSFB42X204F-3P	42X204 Fiberglass Basin, With Fiberglass Anti-float	1224	1247	
FSFB42X216F-3P	42X216 Fiberglass Basin, With Fiberglass Anti-float	1295	1281	
FSFB42X228F-3P	42X228 Fiberglass Basin, With Fiberglass Anti-float	1367	1314	
FSFB42X240F-3P	42X240 Fiberglass Basin, With Fiberglass Anti-float	1439	1355	

Each Package System includes:

- Fiberglass Basin, with Fiberglass anti-float
- 3" NPT discharge FREEFLO Guiderail System, 1-1/4" 304 stainless steel guiderails
- 3" simplex SCH80 PVC discharge kit and 3" brass valves
- 4" inlet grommet
- 1-1/2" composite electrical coupling & Stainless Steel float bracket with (3) cord grips
- 2" composite vent coupling
- Powder coated steel hatch cover, hinged & lockable

ADDERS	DESCRIPTION	LIST PRICE
C42HSA	Aluminum hatch cover, hinged & lockable	
H402FG3672 w/H400R	4" composite hub with 4" grommet hub	
H601FG w/H600R	6" composite hub with 6" grommet hub	
H801FG	8" composite hub	
U600	6" Uniseal	
GV200S w/PF200T	2" green vent w/ SS close nipple, 2" thd. vent flange	
GV300S w/PF300T	3" green vent w/ SS close nipple, 3" thd. vent flange	
LL050	Powder coated steel mini lifting lug	
LL050SS	Stainless steel mini lifting lug	
JB4S	Nema 4X Junction Box w/(3) 1/2" and (1) 3/4" cord grips	
	Encapsulated Steel Anti-float	



Freeflo™ Guiderail Simplex Package Systems

48" Diameter, 3" NPT Discharge

PART No.	DESCRIPTION	CAPACITY IN U.S. GALLONS	WEIGHT U.S. LBS.	LIST PRICE
FSFB48x60F-3P	48X60 Fiberglass Basin, With Fiberglass Anti-float	470	781	
FSFB48X72F-3P	48X72 Fiberglass Basin, With Fiberglass Anti-float	564	880	
FSFB48X84F-3P	48X84 Fiberglass Basin, With Fiberglass Anti-float	658	919	
FSFB48X96F-3P	48X96 Fiberglass Basin, With Fiberglass Anti-float	752	957	
FSFB48X108F-3P	48X108 Fiberglass Basin, With Fiberglass Anti-float	846	996	
FSFB48X120F-3P	48X120 Fiberglass Basin, With Fiberglass Anti-float	940	1035	
FSFB48X132F-3P	48X132 Fiberglass Basin, With Fiberglass Anti-float	1034	1263	
FSFB48X144F-3P	48X144 Fiberglass Basin, With Fiberglass Anti-float	1128	1302	
FSFB48X156F-3P	48X156 Fiberglass Basin, With Fiberglass Anti-float	1222	1341	
FSFB48X168F-3P	48X168 Fiberglass Basin, With Fiberglass Anti-float	1316	1379	
FSFB48X180F-3P	48X180 Fiberglass Basin, With Fiberglass Anti-float	1410	1418	
FSFB48X192F-3P	48X192 Fiberglass Basin, With Fiberglass Anti-float	1504	1471	
FSFB48X204F-3P	48X204 Fiberglass Basin, With Fiberglass Anti-float	1598	1524	
FSFB48X216F-3P	48X216 Fiberglass Basin, With Fiberglass Anti-float	1692	1577	
FSFB48X228F-3P	48X228 Fiberglass Basin, With Fiberglass Anti-float	1786	1630	
FSFB48X240F-3P	48X240 Fiberglass Basin, With Fiberglass Anti-float	1880	1683	

Each Package System includes:

- Fiberglass Basin, with Fiberglass anti-float
- 3" NPT discharge FREEFLO Guiderail System, 1-1/4" 304 stainless steel guiderails
- 3" simplex SCH80 PVC discharge kit and 3" brass valves
- 4" composite hub with 4" grommet hub
- 1-1/2" composite electrical coupling & Stainless Steel float bracket with (3) cord grips
- 2" composite vent coupling
- Powder coated steel hatch cover, hinged & lockable

ADDERS	DESCRIPTION	LIST PRICE
C48HSFNST	Fiberglass hatch cover, hinged & lockable (deduct)	
C48HSA	Aluminum hatch cover, hinged & lockable	
H601FG w/H600R	6" composite hub with 6" grommet hub	
H801FG	8" composite hub	
U600	6" Uniseal (deduct)	
GV200S w/PF200T	2" green vent w/ SS close nipple, 2" thd. vent flange	
GV300S w/PF300T	3" green vent w/ SS close nipple, 3" thd. vent flange	
LL050	Powder coated steel mini lifting lug	
LL050SS	Stainless steel mini lifting lug	
JB4S	Nema 4X Junction Box w/(3) 1/2" and (1) 3/4" cord grips	
Encapsulated Steel Anti-float		

Prefabricated Fiberglass Lift Station

Duplex Side Discharge

PUMP INFORMATION

Model NO: _____

Rating: _____ GPM _____ TDH

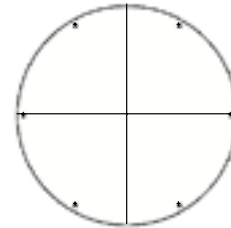
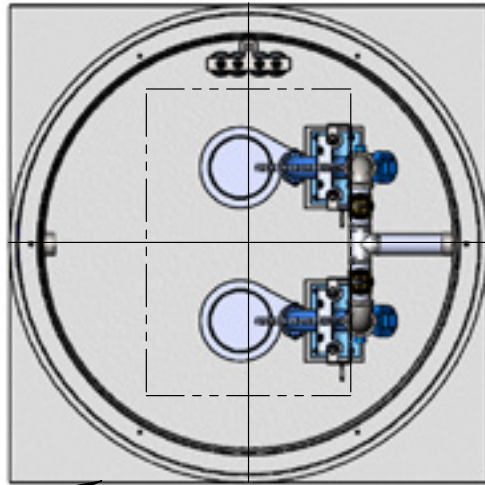
Motor: _____ HP _____ RPM

Elec: _____ PH _____ HZ _____ v

Elec: _____ FL AMPS

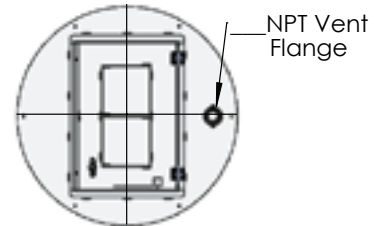
DISCHARGE PIPE

- 1 1/4"
- 1 1/2"
- 2"
- 3"



Solid Cover

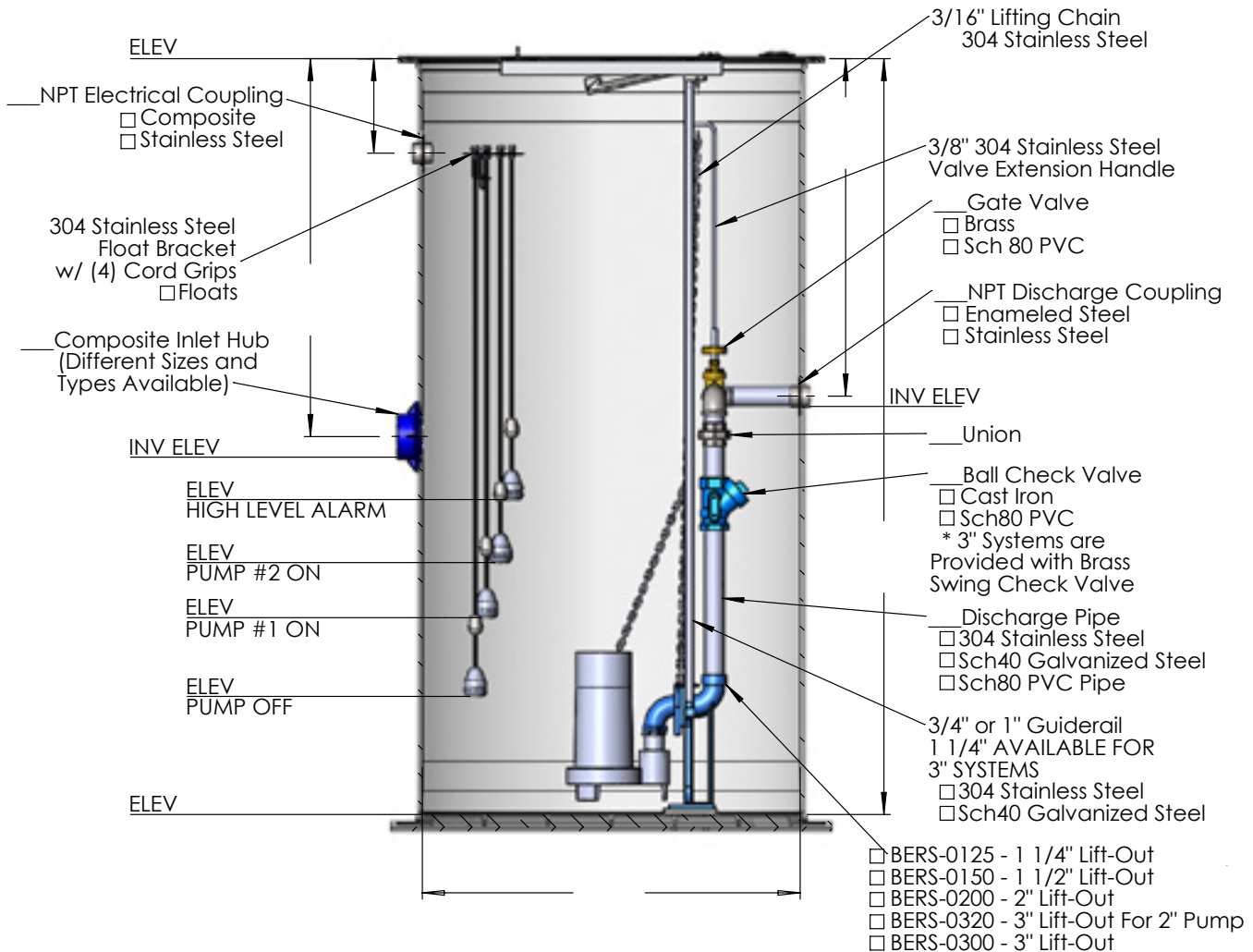
- Fiberglass
- Steel



Hinged and Lockable Cover

- Fiberglass
- Aluminum
- Steel

- Anti-Floatation Flange
 - Fiberglass Encapsulated
 - ASTM A-36 Steel
 - Round Fiberglass



Prefabricated Fiberglass Lift Station

Duplex Side Discharge

PUMP INFORMATION

Model NO: _____

Rating: _____ GPM _____ TDH

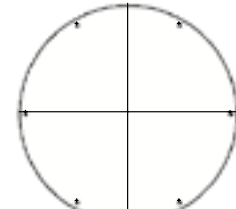
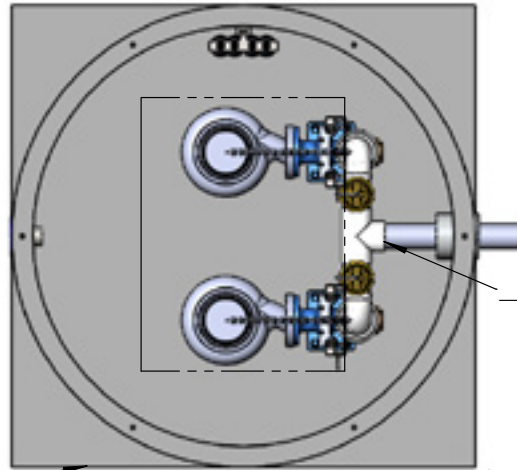
Motor: _____ HP _____ RPM

Elec: _____ PH _____ HZ _____ v

Elec: _____ FL AMPS

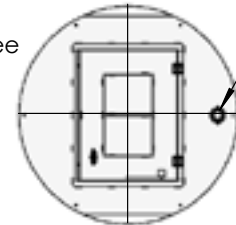
DISCHARGE PIPE

- 3"
- 4"



Solid Cover

- Fiberglass
- Steel

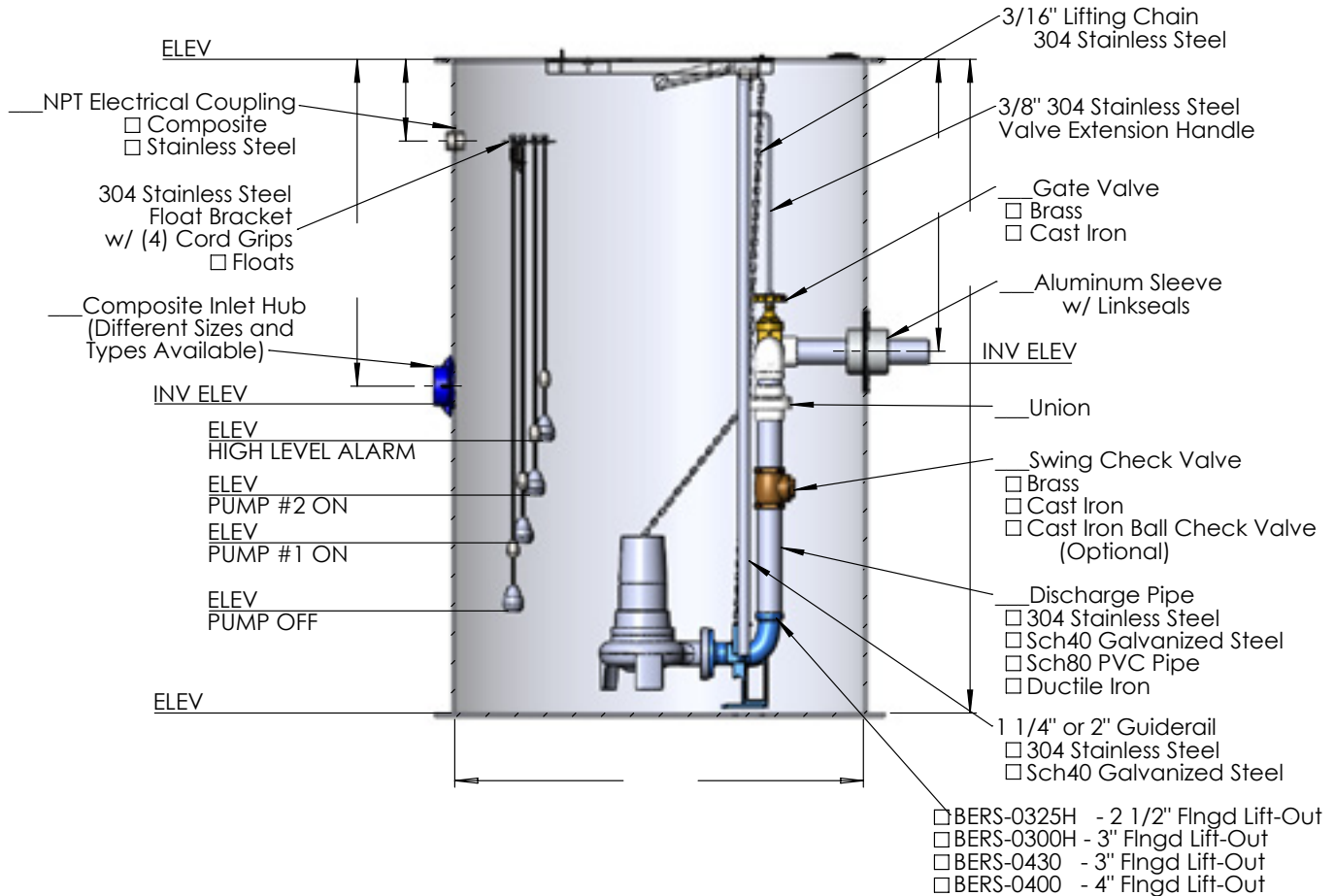


NPT Vent Flange

Hinged and Lockable Cover

- Fiberglass
- Aluminum
- Steel

- Anti-Floatation Flange
- Fiberglass Encapsulated
 - ASTM A-36 Steel
 - Round Fiberglass





Freeflo™ Guiderail Duplex Package Systems

36" Diameter, 1-1/4" NPT Discharge

PART No.	DESCRIPTION	CAPACITY IN U.S. GALLONS	WEIGHT U.S. LBS.	LIST PRICE
FDFB36X60F-1P	36X60 Fiberglass Basin, With Fiberglass Anti-float	264	562	
FDFB36X72F-1P	36X72 Fiberglass Basin, With Fiberglass Anti-float	317	637	
FDFB36X84F-1P	36X84 Fiberglass Basin, With Fiberglass Anti-float	370	656	
FDFB36X96F-1P	36X96 Fiberglass Basin, With Fiberglass Anti-float	423	674	
FDFB36X108F-1P	36X108 Fiberglass Basin, With Fiberglass Anti-float	476	692	
FDFB36X120F-1P	36X120 Fiberglass Basin, With Fiberglass Anti-float	529	711	
FDFB36X132F-1P	36X132 Fiberglass Basin, With Fiberglass Anti-float	582	879	
FDFB36X144F-1P	36X144 Fiberglass Basin, With Fiberglass Anti-float	635	900	
FDFB36X156F-1P	36X156 Fiberglass Basin, With Fiberglass Anti-float	687	924	
FDFB36X168F-1P	36X168 Fiberglass Basin, With Fiberglass Anti-float	740	947	
FDFB36X180F-1P	36X180 Fiberglass Basin, With Fiberglass Anti-float	793	971	
FDFB36X192F-1P	36X192 Fiberglass Basin, With Fiberglass Anti-float	876	995	
FDFB36X204F-1P	36X204 Fiberglass Basin, With Fiberglass Anti-float	899	1018	
FDFB36X216F-1P	36X216 Fiberglass Basin, With Fiberglass Anti-float	952	1042	
FDFB36X228F-1P	36X228 Fiberglass Basin, With Fiberglass Anti-float	1005	1076	
FDFB36X240F-1P	36X240 Fiberglass Basin, With Fiberglass Anti-float	1058	1111	

Each Package System includes:

- Fiberglass Basin, with Fiberglass anti-float
- 1-1/4" NPT discharge FREEFLO Guiderail System, 3/4" 304 stainless steel guiderails
- 1-1/4" duplex SCH80 PVC discharge kit and 1-1/4" stainless steel discharge coupling
- 4" inlet grommet
- 2" composite electrical coupling & Stainless Steel float bracket with (4) cord grips
- 2" composite vent coupling
- Solid Fiberglass Cover

ADDERS	DESCRIPTION	LIST PRICE
C36HSS-FM	Powder-coated steel "frogmouth" hatch cover, hinged & lockable	
C36HSA-FM	Aluminum "frogmouth" hatch cover, hinged & lockable	
H403FG3672 w/H400R	4" composite hub with 4" grommet hub	
H601FG w/H600R	6" composite hub with 6" grommet hub	
H801FG	8" composite hub	
U600	6" Uniseal	
GV200S w/PF200T	2" green vent w/ SS close nipple, 2" thd. vent flange	
GV300S w/PF300T	3" green vent w/ SS close nipple, 3" thd. vent flange	
LL050	Powder coated steel mini lifting lug	
LL050SS	Stainless steel mini lifting lug	
JB6S	Nema 4X Junction Box w/(4) 1/2" and (2) 3/4" cord grips	
JB8S	Nema 4X Junction Box w/(6) 1/2" and (2) 3/4" cord grips	
Encapsulated Steel Anti-float		
1-1/4" 304 stainless steel piping for basins 120" or less		
1-1/4" 304 stainless steel piping for basins 126"- 240"		



Freeflo™ Guiderail Duplex Package Systems

42" Diameter, 1-1/4" NPT Discharge

PART No.	DESCRIPTION	CAPACITY IN U.S. GALLONS	WEIGHT U.S. LBS.	LIST PRICE
FDFB42x60F-1P	42X60 Fiberglass Basin, With Fiberglass Anti-float	360	747	
FDFB42X72F-1P	42X72 Fiberglass Basin, With Fiberglass Anti-float	432	802	
FDFB42X84F-1P	42X84 Fiberglass Basin, With Fiberglass Anti-float	504	829	
FDFB42X96F-1P	42X96 Fiberglass Basin, With Fiberglass Anti-float	576	857	
FDFB42X108F-1P	42X108 Fiberglass Basin, With Fiberglass Anti-float	648	885	
FDFB42X120F-1P	42X120 Fiberglass Basin, With Fiberglass Anti-float	720	912	
FDFB42X132F-1P	42X132 Fiberglass Basin, With Fiberglass Anti-float	792	1110	
FDFB42X144F-1P	42X144 Fiberglass Basin, With Fiberglass Anti-float	864	1138	
FDFB42X156F-1P	42X156 Fiberglass Basin, With Fiberglass Anti-float	936	1171	
FDFB42X168F-1P	42X168 Fiberglass Basin, With Fiberglass Anti-float	1,008	1205	
FDFB42X180F-1P	42X180 Fiberglass Basin, With Fiberglass Anti-float	1,080	1239	
FDFB42X192F-1P	42X192 Fiberglass Basin, With Fiberglass Anti-float	1,152	1273	
FDFB42X204F-1P	42X204 Fiberglass Basin, With Fiberglass Anti-float	1,224	1307	
FDFB42X216F-1P	42X216 Fiberglass Basin, With Fiberglass Anti-float	1,295	1341	
FDFB42X228F-1P	42X228 Fiberglass Basin, With Fiberglass Anti-float	1,367	1374	
FDFB42X240F-1P	42X240 Fiberglass Basin, With Fiberglass Anti-float	1,439	1415	

Each Package System includes:

- Fiberglass Basin, with Fiberglass anti-float
- 1-1/4" NPT discharge FREEFLO Guiderail System, 3/4" 304 stainless steel guiderails
- 1-1/4" duplex SCH80 PVC discharge kit and 1-1/4" stainless steel discharge coupling
- 4" inlet grommet
- 2" composite electrical coupling & Stainless Steel float bracket with (4) cord grips
- 2" composite vent coupling
- Powder coated steel hatch cover, hinged & lockable

ADDERS	DESCRIPTION	LIST PRICE
C42HSA	Aluminum hatch cover, hinged & lockable	
H403FG3672 w/H400R	4" composite hub with 4" grommet hub	
H601FG w/H600R	6" composite hub with 6" grommet hub	
H801FG	8" composite hub	
U600	6" Uniseal	
GV200S w/PF200T	2" green vent w/ SS close nipple, 2" thd. vent flange	
GV300S w/PF300T	3" green vent w/ SS close nipple, 3" thd. vent flange	
LL050	Powder coated steel mini lifting lug	
LL050SS	Stainless steel mini lifting lug	
JB6S	Nema 4X Junction Box w/(4) 1/2" and (2) 3/4" cord grips	
JB8S	Nema 4X Junction Box w/(6) 1/2" and (2) 3/4" cord grips	
Encapsulated Steel Anti-float		
1-1/4" 304 stainless steel piping for basins 120" or less		
1-1/4" 304 stainless steel piping for basins 126"- 240"		



Freeflo™ Guiderail Duplex Package Systems

48" Diameter, 1-1/4" NPT Discharge

PART No.	DESCRIPTION	CAPACITY IN U.S. GALLONS	WEIGHT U.S. LBS.	LIST PRICE
FDFB48x60F-1P	48X60 Fiberglass Basin, With Fiberglass Anti-float	470	856	
FDFB48X72F-1P	48X72 Fiberglass Basin, With Fiberglass Anti-float	564	955	
FDFB48X84F-1P	48X84 Fiberglass Basin, With Fiberglass Anti-float	658	994	
FDFB48X96F-1P	48X96 Fiberglass Basin, With Fiberglass Anti-float	752	1032	
FDFB48X108F-1P	48X108 Fiberglass Basin, With Fiberglass Anti-float	846	1071	
FDFB48X120F-1P	48X120 Fiberglass Basin, With Fiberglass Anti-float	940	1110	
FDFB48X132F-1P	48X132 Fiberglass Basin, With Fiberglass Anti-float	1034	1298	
FDFB48X144F-1P	48X144 Fiberglass Basin, With Fiberglass Anti-float	1128	1337	
FDFB48X156F-1P	48X156 Fiberglass Basin, With Fiberglass Anti-float	1222	1376	
FDFB48X168F-1P	48X168 Fiberglass Basin, With Fiberglass Anti-float	1316	1414	
FDFB48X180F-1P	48X180 Fiberglass Basin, With Fiberglass Anti-float	1410	1453	
FDFB48X192F-1P	48X192 Fiberglass Basin, With Fiberglass Anti-float	1504	1506	
FDFB48X204F-1P	48X204 Fiberglass Basin, With Fiberglass Anti-float	1598	1559	
FDFB48X216F-1P	48X216 Fiberglass Basin, With Fiberglass Anti-float	1692	1612	
FDFB48X228F-1P	48X228 Fiberglass Basin, With Fiberglass Anti-float	1786	1665	
FDFB48X240F-1P	48X240 Fiberglass Basin, With Fiberglass Anti-float	1880	1718	

Each Package System includes:

- Fiberglass Basin, with Fiberglass anti-float
- 1-1/4" NPT discharge FREEFLO Guiderail System, 3/4" 304 stainless steel guiderails
- 1-1/4" duplex SCH80 PVC discharge kit and 1-1/4" stainless steel discharge coupling
- 4" composite hub with 4" grommet hub
- 2" composite electrical coupling & Stainless Steel float bracket with (4) cord grips
- 2" composite vent coupling
- Powder coated steel hatch cover, hinged & lockable

ADDERS	DESCRIPTION	LIST PRICE
C48HSFNST	Fiberglass hatch cover, hinged & lockable (deduct)	
C48HSA	Aluminum hatch cover, hinged & lockable	
H601FG w/H600R	6" composite hub with 6" grommet hub	
H801FG	8" composite hub	
U600	6" Uniseal (deduct)	
GV200S w/PF200T	2" green vent w/ SS close nipple, 2" thd. vent flange	
GV300S w/PF300T	3" green vent w/ SS close nipple, 3" thd. vent flange	
LL050	Powder coated steel mini lifting lug	
LL050SS	Stainless steel mini lifting lug	
JB6S	Nema 4X Junction Box w/(4) 1/2" and (2) 3/4" cord grips	
JB8S	Nema 4X Junction Box w/(6) 1/2" and (2) 3/4" cord grips	
Encapsulated Steel Anti-float		
1-1/4" 304 stainless steel piping for basins 120" or less		
1-1/4" 304 stainless steel piping for basins 126"- 240"		



Freeflo™ Guiderail Duplex Package Systems

60" Diameter, 1-1/4" NPT Discharge

PART No.	DESCRIPTION	CAPACITY IN U.S. GALLONS	WEIGHT U.S. LBS.	LIST PRICE
FDFB60x60F-1P	60X60 Fiberglass Basin, With Fiberglass Anti-float	734	1363	
FDFB60X72F-1P	60X72 Fiberglass Basin, With Fiberglass Anti-float	881	1411	
FDFB60X84F-1P	60X84 Fiberglass Basin, With Fiberglass Anti-float	1028	1468	
FDFB60X96F-1P	60X96 Fiberglass Basin, With Fiberglass Anti-float	1175	1527	
FDFB60X108F-1P	60X108 Fiberglass Basin, With Fiberglass Anti-float	1322	1583	
FDFB60X120F-1P	60X120 Fiberglass Basin, With Fiberglass Anti-float	1469	1640	
FDFB60X132F-1P	60X132 Fiberglass Basin, With Fiberglass Anti-float	1616	1847	
FDFB60X144F-1P	60X144 Fiberglass Basin, With Fiberglass Anti-float	1763	1905	
FDFB60X156F-1P	60X156 Fiberglass Basin, With Fiberglass Anti-float	1909	1980	
FDFB60X168F-1P	60X168 Fiberglass Basin, With Fiberglass Anti-float	2056	2055	
FDFB60X180F-1P	60X180 Fiberglass Basin, With Fiberglass Anti-float	2203	2130	
FDFB60X192F-1P	60X192 Fiberglass Basin, With Fiberglass Anti-float	2350	2205	
FDFB60X204F-1P	60X204 Fiberglass Basin, With Fiberglass Anti-float	2497	2280	
FDFB60X216F-1P	60X216 Fiberglass Basin, With Fiberglass Anti-float	2644	2359	
FDFB60X228F-1P	60X228 Fiberglass Basin, With Fiberglass Anti-float	2791	2443	
FDFB60X240F-1P	60X240 Fiberglass Basin, With Fiberglass Anti-float	2938	2527	

Each Package System includes:

- Fiberglass Basin, with Fiberglass anti-float
- 1-1/4" NPT discharge FREEFLO Guiderail System, 3/4" 304 stainless steel guiderails
- 1-1/4" duplex SCH80 PVC discharge kit and 1-1/4" stainless steel discharge coupling
- 4" composite hub with 4" grommet hub
- 2" composite electrical coupling & Stainless Steel float bracket with (4) cord grips
- 2" composite vent coupling
- Powder coated steel hatch cover, hinged & lockable

ADDERS	DESCRIPTION	LIST PRICE
C60HSA	Aluminum hatch cover, hinged & lockable	
H601FG w/H600R	6" composite hub with 6" grommet hub	
H801FG	8" composite hub	
U600	6" Uniseal (deduct)	
GV200S w/PF200T	2" green vent w/ SS close nipple, 2" thd. vent flange	
GV300S w/PF300T	3" green vent w/ SS close nipple, 3" thd. vent flange	
LL050	Powder coated steel mini lifting lug	
LL050SS	Stainless steel mini lifting lug	
JB6S	Nema 4X Junction Box w/(4) 1/2" and (2) 3/4" cord grips	
JB8S	Nema 4X Junction Box w/(6) 1/2" and (2) 3/4" cord grips	
Encapsulated Steel Anti-float		
1-1/4" 304 stainless steel piping for basins 120" or less		
1-1/4" 304 stainless steel piping for basins 126"- 240"		



Freeflo™ Guiderail Duplex Package Systems

72" Diameter, 1-1/4" NPT Discharge

PART No.	DESCRIPTION	CAPACITY IN U.S. GALLONS	WEIGHT U.S. LBS.	LIST PRICE
FDFB72x60F-1P	72X60 Fiberglass Basin, With Fiberglass Anti-float	717	1765	
FDFB72X72F-1P	72X72 Fiberglass Basin, With Fiberglass Anti-float	786	1834	
FDFB72X84F-1P	72X84 Fiberglass Basin, With Fiberglass Anti-float	865	1913	
FDFB72X96F-1P	72X96 Fiberglass Basin, With Fiberglass Anti-float	945	1993	
FDFB72X108F-1P	72X108 Fiberglass Basin, With Fiberglass Anti-float	1024	2072	
FDFB72X120F-1P	72X120 Fiberglass Basin, With Fiberglass Anti-float	1103	2151	
FDFB72X132F-1P	72X132 Fiberglass Basin, With Fiberglass Anti-float	1183	2381	
FDFB72X144F-1P	72X144 Fiberglass Basin, With Fiberglass Anti-float	1262	2460	
FDFB72X156F-1P	72X156 Fiberglass Basin, With Fiberglass Anti-float	1352	2550	
FDFB72X168F-1P	72X168 Fiberglass Basin, With Fiberglass Anti-float	1442	2640	
FDFB72X180F-1P	72X180 Fiberglass Basin, With Fiberglass Anti-float	1532	2730	
FDFB72X192F-1P	72X192 Fiberglass Basin, With Fiberglass Anti-float	1628	2826	
FDFB72X204F-1P	72X204 Fiberglass Basin, With Fiberglass Anti-float	1728	2926	
FDFB72X216F-1P	72X216 Fiberglass Basin, With Fiberglass Anti-float	1829	3027	
FDFB72X228F-1P	72X228 Fiberglass Basin, With Fiberglass Anti-float	1930	3128	
FDFB72X240F-1P	72X240 Fiberglass Basin, With Fiberglass Anti-float	2030	3228	

Each Package System includes:

- Fiberglass Basin, with Fiberglass anti-float
- 1-1/4" NPT discharge FREEFLO Guiderail System, 3/4" 304 stainless steel guiderails
- 1-1/4" duplex SCH80 PVC discharge kit and 1-1/4" stainless steel discharge coupling
- 4" composite hub with 4" grommet hub
- 2" composite electrical coupling & Stainless Steel float bracket with (4) cord grips
- 2" composite vent coupling
- Powder coated steel hatch cover, hinged & lockable

ADDERS	DESCRIPTION	LIST PRICE
C72HSA	Aluminum hatch cover, hinged & lockable	
H601FG w/H600R	6" composite hub with 6" grommet hub	
H801FG	8" composite hub	
U600	6" Uniseal (deduct)	-
GV200S w/PF200T	2" green vent w/ SS close nipple, 2" thd. vent flange	
GV300S w/PF300T	3" green vent w/ SS close nipple, 3" thd. vent flange	
LL050	Powder coated steel mini lifting lug	
LL050SS	Stainless steel mini lifting lug	
JB6S	Nema 4X Junction Box w/(4) 1/2" and (2) 3/4" cord grips	
JB8S	Nema 4X Junction Box w/(6) 1/2" and (2) 3/4" cord grips	
Encapsulated Steel Anti-float		
1-1/4" 304 stainless steel piping for basins 120" or less		
1-1/4" 304 stainless steel piping for basins 126"- 240"		



Freeflo™ Guiderail Duplex Package Systems

36" Diameter, 2" NPT Discharge

PART No.	DESCRIPTION	CAPACITY IN U.S. GALLONS	WEIGHT U.S. LBS.	LIST PRICE
FDFB36X60F-2P	36X60 Fiberglass Basin, With Fiberglass Anti-float	264	662	
FDFB36X72F-2P	36X72 Fiberglass Basin, With Fiberglass Anti-float	317	737	
FDFB36X84F-2P	36X84 Fiberglass Basin, With Fiberglass Anti-float	370	756	
FDFB36X96F-2P	36X96 Fiberglass Basin, With Fiberglass Anti-float	423	774	
FDFB36X108F-2P	36X108 Fiberglass Basin, With Fiberglass Anti-float	476	792	
FDFB36X120F-2P	36X120 Fiberglass Basin, With Fiberglass Anti-float	529	811	
FDFB36X132F-2P	36X132 Fiberglass Basin, With Fiberglass Anti-float	582	939	
FDFB36X144F-2P	36X144 Fiberglass Basin, With Fiberglass Anti-float	635	960	
FDFB36X156F-2P	36X156 Fiberglass Basin, With Fiberglass Anti-float	687	984	
FDFB36X168F-2P	36X168 Fiberglass Basin, With Fiberglass Anti-float	740	1007	
FDFB36X180F-2P	36X180 Fiberglass Basin, With Fiberglass Anti-float	793	1031	
FDFB36X192F-2P	36X192 Fiberglass Basin, With Fiberglass Anti-float	876	1055	
FDFB36X204F-2P	36X204 Fiberglass Basin, With Fiberglass Anti-float	899	1078	
FDFB36X216F-2P	36X216 Fiberglass Basin, With Fiberglass Anti-float	952	1102	
FDFB36X228F-2P	36X228 Fiberglass Basin, With Fiberglass Anti-float	1005	1136	
FDFB36X240F-2P	36X240 Fiberglass Basin, With Fiberglass Anti-float	1058	1171	

Each Package System includes:

- Fiberglass Basin, with Fiberglass anti-float
- 2" NPT discharge FREEFLO Guiderail System, 3/4" 304 stainless steel guiderails
- 2" duplex SCH80 PVC discharge kit and 2" stainless steel discharge coupling
- 4" inlet grommet
- 2" composite electrical coupling & Stainless Steel float bracket with (4) cord grips
- 2" composite vent coupling
- Solid Fiberglass Cover

ADDERS	DESCRIPTION	LIST PRICE
C36HSS-FM	Powder-coated steel "frogmouth" hatch cover, hinged & lockable	
C36HSA-FM	Aluminum "frogmouth" hatch cover, hinged & lockable	
H403FG3672 w/H400R	4" composite hub with 4" grommet hub	
H601FG w/H600R	6" composite hub with 6" grommet hub	
H801FG	8" composite hub	
U600	6" Uniseal	
GV200S w/PF200T	2" green vent w/ SS close nipple, 2" thd. vent flange	
GV300S w/PF300T	3" green vent w/ SS close nipple, 3" thd. vent flange	
LL050	Powder coated steel mini lifting lug	
LL050SS	Stainless steel mini lifting lug	
JB6S	Nema 4X Junction Box w/(4) 1/2" and (2) 3/4" cord grips	
JB8S	Nema 4X Junction Box w/(6) 1/2" and (2) 3/4" cord grips	
Encapsulated Steel Anti-float		
2" 304 stainless steel piping for basins 120" or less		
2" 304 stainless steel piping for basins 126"- 240"		



Freeflo™ Guiderail Duplex Package Systems

42" Diameter, 2" NPT Discharge

PART No.	DESCRIPTION	CAPACITY IN U.S. GALLONS	WEIGHT U.S. LBS.	LIST PRICE
FDFB42x60F-2P	42X60 Fiberglass Basin, With Fiberglass Anti-float	360	847	
FDFB42X72F-2P	42X72 Fiberglass Basin, With Fiberglass Anti-float	432	902	
FDFB42X84F-2P	42X84 Fiberglass Basin, With Fiberglass Anti-float	504	929	
FDFB42X96F-2P	42X96 Fiberglass Basin, With Fiberglass Anti-float	576	957	
FDFB42X108F-2P	42X108 Fiberglass Basin, With Fiberglass Anti-float	648	985	
FDFB42X120F-2P	42X120 Fiberglass Basin, With Fiberglass Anti-float	720	1012	
FDFB42X132F-2P	42X132 Fiberglass Basin, With Fiberglass Anti-float	792	1180	
FDFB42X144F-2P	42X144 Fiberglass Basin, With Fiberglass Anti-float	864	1208	
FDFB42X156F-2P	42X156 Fiberglass Basin, With Fiberglass Anti-float	936	1241	
FDFB42X168F-2P	42X168 Fiberglass Basin, With Fiberglass Anti-float	1,008	1275	
FDFB42X180F-2P	42X180 Fiberglass Basin, With Fiberglass Anti-float	1,080	1309	
FDFB42X192F-2P	42X192 Fiberglass Basin, With Fiberglass Anti-float	1,152	1343	
FDFB42X204F-2P	42X204 Fiberglass Basin, With Fiberglass Anti-float	1,224	1377	
FDFB42X216F-2P	42X216 Fiberglass Basin, With Fiberglass Anti-float	1,295	1411	
FDFB42X228F-2P	42X228 Fiberglass Basin, With Fiberglass Anti-float	1,367	1444	
FDFB42X240F-2P	42X240 Fiberglass Basin, With Fiberglass Anti-float	1,439	1485	

Each Package System includes:

- Fiberglass Basin, with Fiberglass anti-float
- 2" NPT discharge FREEFLO Guiderail System, 3/4" 304 stainless steel guiderails
- 2" duplex SCH80 PVC discharge kit and 2" stainless steel discharge coupling
- 4" inlet grommet
- 2" composite electrical coupling & Stainless Steel float bracket with (4) cord grips
- 2" composite vent coupling
- Powder coated steel hatch cover, hinged & lockable

ADDERS	DESCRIPTION	LIST PRICE
C42HSA	Aluminum hatch cover, hinged & lockable	
H403FG3672 w/H400R	4" composite hub with 4" grommet hub	
H601FG w/H600R	6" composite hub with 6" grommet hub	
H801FG	8" composite hub	
U600	6" Uniseal	
GV200S w/PF200T	2" green vent w/ SS close nipple, 2" thd. vent flange	
GV300S w/PF300T	3" green vent w/ SS close nipple, 3" thd. vent flange	
LL050	Powder coated steel mini lifting lug	
LL050SS	Stainless steel mini lifting lug	
JB6S	Nema 4X Junction Box w/(4) 1/2" and (2) 3/4" cord grips	
JB8S	Nema 4X Junction Box w/(6) 1/2" and (2) 3/4" cord grips	
Encapsulated Steel Anti-float		
2" 304 stainless steel piping for basins 120" or less		
2" 304 stainless steel piping for basins 126"- 240"		



Freeflo™ Guiderail Duplex Package Systems

48" Diameter, 2" NPT Discharge

PART No.	DESCRIPTION	CAPACITY IN U.S. GALLONS	WEIGHT U.S. LBS.	LIST PRICE
FDFB48x60F-2P	48X60 Fiberglass Basin, With Fiberglass Anti-float	470	946	
FDFB48X72F-2P	48X72 Fiberglass Basin, With Fiberglass Anti-float	564	1045	
FDFB48X84F-2P	48X84 Fiberglass Basin, With Fiberglass Anti-float	658	1084	
FDFB48X96F-2P	48X96 Fiberglass Basin, With Fiberglass Anti-float	752	1122	
FDFB48X108F-2P	48X108 Fiberglass Basin, With Fiberglass Anti-float	846	1161	
FDFB48X120F-2P	48X120 Fiberglass Basin, With Fiberglass Anti-float	940	1200	
FDFB48X132F-2P	48X132 Fiberglass Basin, With Fiberglass Anti-float	1034	1418	
FDFB48X144F-2P	48X144 Fiberglass Basin, With Fiberglass Anti-float	1128	1457	
FDFB48X156F-2P	48X156 Fiberglass Basin, With Fiberglass Anti-float	1222	1496	
FDFB48X168F-2P	48X168 Fiberglass Basin, With Fiberglass Anti-float	1316	1534	
FDFB48X180F-2P	48X180 Fiberglass Basin, With Fiberglass Anti-float	1410	1573	
FDFB48X192F-2P	48X192 Fiberglass Basin, With Fiberglass Anti-float	1504	1626	
FDFB48X204F-2P	48X204 Fiberglass Basin, With Fiberglass Anti-float	1598	1679	
FDFB48X216F-2P	48X216 Fiberglass Basin, With Fiberglass Anti-float	1692	1732	
FDFB48X228F-2P	48X228 Fiberglass Basin, With Fiberglass Anti-float	1786	1785	
FDFB48X240F-2P	48X240 Fiberglass Basin, With Fiberglass Anti-float	1880	1838	

Each Package System includes:

- Fiberglass Basin, with Fiberglass anti-float
- 2" NPT discharge FREEFLO Guiderail System, 3/4" 304 stainless steel guiderails
- 2" duplex SCH80 PVC discharge kit and 2" stainless steel discharge coupling
- 4" composite hub with 4" grommet hub
- 2" composite electrical coupling & Stainless Steel float bracket with (4) cord grips
- 2" composite vent coupling
- Powder coated steel hatch cover, hinged & lockable

ADDERS	DESCRIPTION	LIST PRICE
C48HSFNST	Fiberglass hatch cover, hinged & lockable (deduct)	
C48HSA	Aluminum hatch cover, hinged & lockable	
H601FG w/H600R	6" composite hub with 6" grommet hub	
H801FG	8" composite hub	
U600	6" Uniseal (deduct)	
GV200S w/PF200T	2" green vent w/ SS close nipple, 2" thd. vent flange	
GV300S w/PF300T	3" green vent w/ SS close nipple, 3" thd. vent flange	
LL050	Powder coated steel mini lifting lug	
LL050SS	Stainless steel mini lifting lug	
JB6S	Nema 4X Junction Box w/(4) 1/2" and (2) 3/4" cord grips	
JB8S	Nema 4X Junction Box w/(6) 1/2" and (2) 3/4" cord grips	
Encapsulated Steel Anti-float		
2" 304 stainless steel piping for basins 120" or less		
2" 304 stainless steel piping for basins 126"- 240"		



Freeflo™ Guiderail Duplex Package Systems

60" Diameter, 2" NPT Discharge

PART No.	DESCRIPTION	CAPACITY IN U.S. GALLONS	WEIGHT U.S. LBS.	LIST PRICE
FDFB60x60F-2P	60X60 Fiberglass Basin, With Fiberglass Anti-float	734	1453	
FDFB60X72F-2P	60X72 Fiberglass Basin, With Fiberglass Anti-float	881	1501	
FDFB60X84F-2P	60X84 Fiberglass Basin, With Fiberglass Anti-float	1028	1558	
FDFB60X96F-2P	60X96 Fiberglass Basin, With Fiberglass Anti-float	1175	1617	
FDFB60X108F-2P	60X108 Fiberglass Basin, With Fiberglass Anti-float	1322	1673	
FDFB60X120F-2P	60X120 Fiberglass Basin, With Fiberglass Anti-float	1469	1730	
FDFB60X132F-2P	60X132 Fiberglass Basin, With Fiberglass Anti-float	1616	1967	
FDFB60X144F-2P	60X144 Fiberglass Basin, With Fiberglass Anti-float	1763	2025	
FDFB60X156F-2P	60X156 Fiberglass Basin, With Fiberglass Anti-float	1909	2100	
FDFB60X168F-2P	60X168 Fiberglass Basin, With Fiberglass Anti-float	2056	2175	
FDFB60X180F-2P	60X180 Fiberglass Basin, With Fiberglass Anti-float	2203	2250	
FDFB60X192F-2P	60X192 Fiberglass Basin, With Fiberglass Anti-float	2350	2325	
FDFB60X204F-2P	60X204 Fiberglass Basin, With Fiberglass Anti-float	2497	2400	
FDFB60X216F-2P	60X216 Fiberglass Basin, With Fiberglass Anti-float	2644	2479	
FDFB60X228F-2P	60X228 Fiberglass Basin, With Fiberglass Anti-float	2791	2563	
FDFB60X240F-2P	60X240 Fiberglass Basin, With Fiberglass Anti-float	2938	2647	

Each Package System includes:

- Fiberglass Basin, with Fiberglass anti-float
- 2" NPT discharge FREEFLO Guiderail System, 3/4" 304 stainless steel guiderails
- 2" duplex SCH80 PVC discharge kit and 2" stainless steel discharge coupling
- 4" composite hub with 4" grommet hub
- 2" composite electrical coupling & Stainless Steel float bracket with (4) cord grips
- 2" composite vent coupling
- Powder coated steel hatch cover, hinged & lockable

ADDERS	DESCRIPTION	LIST PRICE
C60HSA	Aluminum hatch cover, hinged & lockable	
H602FG w/H600R	6" composite hub with 6" grommet hub	
H802FG	8" composite hub	
U600	6" Uniseal (deduct)	
GV200S w/PF200T	2" green vent w/ SS close nipple, 2" thd. vent flange	
GV300S w/PF300T	3" green vent w/ SS close nipple, 3" thd. vent flange	
LL050	Powder coated steel mini lifting lug	
LL050SS	Stainless steel mini lifting lug	
JB6S	Nema 4X Junction Box w/(4) 1/2" and (2) 3/4" cord grips	
JB8S	Nema 4X Junction Box w/(6) 1/2" and (2) 3/4" cord grips	
	Encapsulated Steel Anti-float	
	2" 304 stainless steel piping for basins 120" or less	
	2" 304 stainless steel piping for basins 126"- 240"	



Freeflo™ Guiderail Duplex Package Systems

72" Diameter, 2" NPT Discharge

PART No.	DESCRIPTION	CAPACITY IN U.S. GALLONS	WEIGHT U.S. LBS.	LIST PRICE
FDFB72x60F-2P	72X60 Fiberglass Basin, With Fiberglass Anti-float	717	1855	
FDFB72X72F-2P	72X72 Fiberglass Basin, With Fiberglass Anti-float	786	1924	
FDFB72X84F-2P	72X84 Fiberglass Basin, With Fiberglass Anti-float	865	2003	
FDFB72X96F-2P	72X96 Fiberglass Basin, With Fiberglass Anti-float	945	2083	
FDFB72X108F-2P	72X108 Fiberglass Basin, With Fiberglass Anti-float	1024	2162	
FDFB72X120F-2P	72X120 Fiberglass Basin, With Fiberglass Anti-float	1103	2241	
FDFB72X132F-2P	72X132 Fiberglass Basin, With Fiberglass Anti-float	1183	2501	
FDFB72X144F-2P	72X144 Fiberglass Basin, With Fiberglass Anti-float	1262	2580	
FDFB72X156F-2P	72X156 Fiberglass Basin, With Fiberglass Anti-float	1352	2670	
FDFB72X168F-2P	72X168 Fiberglass Basin, With Fiberglass Anti-float	1442	2760	
FDFB72X180F-2P	72X180 Fiberglass Basin, With Fiberglass Anti-float	1532	2850	
FDFB72X192F-2P	72X192 Fiberglass Basin, With Fiberglass Anti-float	1628	2946	
FDFB72X204F-2P	72X204 Fiberglass Basin, With Fiberglass Anti-float	1728	3046	
FDFB72X216F-2P	72X216 Fiberglass Basin, With Fiberglass Anti-float	1829	3147	
FDFB72X228F-2P	72X228 Fiberglass Basin, With Fiberglass Anti-float	1930	3248	
FDFB72X240F-2P	72X240 Fiberglass Basin, With Fiberglass Anti-float	2030	3348	

Each Package System includes:

- Fiberglass Basin, with Fiberglass anti-float
- 2" NPT discharge FREEFLO Guiderail System, 3/4" 304 stainless steel guiderails
- 2" duplex SCH80 PVC discharge kit and 2" stainless steel discharge coupling
- 4" composite hub with 4" grommet hub
- 2" composite electrical coupling & Stainless Steel float bracket with (4) cord grips
- 2" composite vent coupling
- Powder coated steel hatch cover, hinged & lockable

ADDERS	DESCRIPTION	LIST PRICE
C72HSA	Aluminum hatch cover, hinged & lockable	
H602FG w/H600R	6" composite hub with 6" grommet hub	
H802FG	8" composite hub	
U600	6" Uniseal (deduct)	
GV200S w/PF200T	2" green vent w/ SS close nipple, 2" thd. vent flange	
GV300S w/PF300T	3" green vent w/ SS close nipple, 3" thd. vent flange	
LL050	Powder coated steel mini lifting lug	
LL050SS	Stainless steel mini lifting lug	
JB6S	Nema 4X Junction Box w/(4) 1/2" and (2) 3/4" cord grips	
JB8S	Nema 4X Junction Box w/(6) 1/2" and (2) 3/4" cord grips	
Encapsulated Steel Anti-float		
2" 304 stainless steel piping for basins 120" or less		
2" 304 stainless steel piping for basins 126"- 240"		



Freeflo™ Guiderail Duplex Package Systems

42" Diameter, 3" NPT Discharge

PART No.	DESCRIPTION	CAPACITY IN U.S. GALLONS	WEIGHT U.S. LBS.	LIST PRICE
FDFB42x60F-3P	42X60 Fiberglass Basin, With Fiberglass Anti-float	360	1027	
FDFB42X72F-3P	42X72 Fiberglass Basin, With Fiberglass Anti-float	432	1082	
FDFB42X84F-3P	42X84 Fiberglass Basin, With Fiberglass Anti-float	504	1109	
FDFB42X96F-3P	42X96 Fiberglass Basin, With Fiberglass Anti float	576	1137	
FDFB42X108F-3P	42X108 Fiberglass Basin, With Fiberglass Anti-float	648	1165	
FDFB42X120F-3P	42X120 Fiberglass Basin, With Fiberglass Anti-float	720	1192	
FDFB42X132F-3P	42X132 Fiberglass Basin, With Fiberglass Anti-float	792	1560	
FDFB42X144F-3P	42X144 Fiberglass Basin, With Fiberglass Anti-float	864	1588	
FDFB42X156F-3P	42X156 Fiberglass Basin, With Fiberglass Anti-float	936	1621	
FDFB42X168F-3P	42X168 Fiberglass Basin, With Fiberglass Anti-float	1008	1655	
FDFB42X180F-3P	42X180 Fiberglass Basin, With Fiberglass Anti-float	1080	1689	
FDFB42X192F-3P	42X192 Fiberglass Basin, With Fiberglass Anti-float	1152	1723	
FDFB42X204F-3P	42X204 Fiberglass Basin, With Fiberglass Anti-float	1224	1757	
FDFB42X216F-3P	42X216 Fiberglass Basin, With Fiberglass Anti-float	1295	1791	
FDFB42X228F-3P	42X228 Fiberglass Basin, With Fiberglass Anti-float	1367	1824	
FDFB42X240F-3P	42X240 Fiberglass Basin, With Fiberglass Anti-float	1439	1865	

Each Package System includes:

- Fiberglass Basin, with Fiberglass anti-float
- 3" NPT discharge FREEFLO Guiderail System, 1-1/4" 304 stainless steel guiderails
- 3" duplex SCH80 PVC discharge kit and 3" stainless steel discharge coupling
- 4" inlet grommet
- 1-1/2" composite electrical coupling & Stainless Steel float bracket with (4) cord grips
- 2" composite vent coupling
- Powder coated steel hatch cover, hinged & lockable

ADDERS	DESCRIPTION	LIST PRICE
C42HSA	Aluminum hatch cover, hinged & lockable	
H601FG w/H600R	6" composite hub with 6" grommet hub	
H801FG	8" composite hub	
U600	6" Uniseal	
GV200S w/PF200T	2" green vent w/ SS close nipple, 2" thd. vent flange	
GV300S w/PF300T	3" green vent w/ SS close nipple, 3" thd. vent flange	
LL050	Powder coated steel mini lifting lug	
LL050SS	Stainless steel mini lifting lug	
JB6S	Nema 4X Junction Box w/(4) 1/2" and (2) 3/4" cord grips	
JB8S	Nema 4X Junction Box w/(6) 1/2" and (2) 3/4" cord grips	
Encapsulated Steel Anti-float		



Freeflo™ Guiderail Duplex Package Systems

48" Diameter, 3" NPT Discharge

PART No.	DESCRIPTION	CAPACITY IN U.S. GALLONS	WEIGHT U.S. LBS.	LIST PRICE
FDFB48x60F-3P	48X60 Fiberglass Basin, With Fiberglass Anti-float	470	1126	
FDFB48X72F-3P	48X72 Fiberglass Basin, With Fiberglass Anti-float	564	1225	
FDFB48X84F-3P	48X84 Fiberglass Basin, With Fiberglass Anti-float	658	1264	
FDFB48X96F-3P	48X96 Fiberglass Basin, With Fiberglass Anti-float	752	1302	
FDFB48X108F-3P	48X108 Fiberglass Basin, With Fiberglass Anti-float	846	1341	
FDFB48X120F-3P	48X120 Fiberglass Basin, With Fiberglass Anti-float	940	1380	
FDFB48X132F-3P	48X132 Fiberglass Basin, With Fiberglass Anti-float	1034	1798	
FDFB48X144F-3P	48X144 Fiberglass Basin, With Fiberglass Anti-float	1128	1837	
FDFB48X156F-3P	48X156 Fiberglass Basin, With Fiberglass Anti-float	1222	1876	
FDFB48X168F-3P	48X168 Fiberglass Basin, With Fiberglass Anti-float	1316	1914	
FDFB48X180F-3P	48X180 Fiberglass Basin, With Fiberglass Anti-float	1410	1953	
FDFB48X192F-3P	48X192 Fiberglass Basin, With Fiberglass Anti-float	1504	2006	
FDFB48X204F-3P	48X204 Fiberglass Basin, With Fiberglass Anti-float	1598	2059	
FDFB48X216F-3P	48X216 Fiberglass Basin, With Fiberglass Anti-float	1692	2112	
FDFB48X228F-3P	48X228 Fiberglass Basin, With Fiberglass Anti-float	1786	2165	
FDFB48X240F-3P	48X240 Fiberglass Basin, With Fiberglass Anti-float	1880	2218	

Each Package System includes:

- Fiberglass Basin, with Fiberglass anti-float
- 3" NPT discharge FREEFLO Guiderail System, 1-1/4" 304 stainless steel guiderails
- 3" duplex SCH80 PVC discharge kit and 3" brass valves
- 4" composite hub with 4" grommet hub
- 1-1/2" composite electrical coupling & Stainless Steel float bracket with (4) cord grips
- 2" composite vent coupling
- Powder coated steel hatch cover, hinged & lockable

ADDERS	DESCRIPTION	LIST PRICE
C48HSFNST	Fiberglass hatch cover, hinged & lockable (deduct)	
C48HSA	Aluminum hatch cover, hinged & lockable	
H601FG w/H600R	6" composite hub with 6" grommet hub	
H801FG	8" composite hub	
U600	6" Uniseal (deduct)	
GV200S w/PF200T	2" green vent w/ SS close nipple, 2" thd. vent flange	
GV300S w/PF300T	3" green vent w/ SS close nipple, 3" thd. vent flange	
LL050	Powder coated steel mini lifting lug	
LL050SS	Stainless steel mini lifting lug	
JB6S	Nema 4X Junction Box w/(4) 1/2" and (2) 3/4" cord grips	
JB8S	Nema 4X Junction Box w/(6) 1/2" and (2) 3/4" cord grips	
Encapsulated Steel Anti-float		



Freeflo™ Guiderail Duplex Package Systems

60" Diameter, 3" NPT Discharge

PART No.	DESCRIPTION	CAPACITY IN U.S. GALLONS	WEIGHT U.S. LBS.	LIST PRICE
FDFB60x60F-3P	60X60 Fiberglass Basin, With Fiberglass Anti-float	734	1633	
FDFB60X72F-3P	60X72 Fiberglass Basin, With Fiberglass Anti-float	881	1681	
FDFB60X84F-3P	60X84 Fiberglass Basin, With Fiberglass Anti-float	1028	1738	
FDFB60X96F-3P	60X96 Fiberglass Basin, With Fiberglass Anti-float	1175	1797	
FDFB60X108F-3P	60X108 Fiberglass Basin, With Fiberglass Anti-float	1322	1853	
FDFB60X120F-3P	60X120 Fiberglass Basin, With Fiberglass Anti-float	1469	1910	
FDFB60X132F-3P	60X132 Fiberglass Basin, With Fiberglass Anti-float	1616	2347	
FDFB60X144F-3P	60X144 Fiberglass Basin, With Fiberglass Anti-float	1763	2405	
FDFB60X156F-3P	60X156 Fiberglass Basin, With Fiberglass Anti-float	1909	2480	
FDFB60X168F-3P	60X168 Fiberglass Basin, With Fiberglass Anti-float	2056	2555	
FDFB60X180F-3P	60X180 Fiberglass Basin, With Fiberglass Anti-float	2203	2630	
FDFB60X192F-3P	60X192 Fiberglass Basin, With Fiberglass Anti-float	2350	2705	
FDFB60X204F-3P	60X204 Fiberglass Basin, With Fiberglass Anti-float	2497	2780	
FDFB60X216F-3P	60X216 Fiberglass Basin, With Fiberglass Anti-float	2644	2859	
FDFB60X228F-3P	60X228 Fiberglass Basin, With Fiberglass Anti-float	2791	2943	
FDFB60X240F-3P	60X240 Fiberglass Basin, With Fiberglass Anti-float	2938	3027	

Each Package System includes:

- Fiberglass Basin, with Fiberglass anti-float
- 3" NPT discharge FREEFLO Guiderail System, 1-1/4" 304 stainless steel guiderails
- 3" duplex SCH80 PVC discharge kit and 3" brass valves
- 4" composite hub with 4" grommet hub
- 2" composite electrical coupling & Stainless Steel float bracket with (4) cord grips
- 2" composite vent coupling
- Powder coated steel hatch cover, hinged & lockable

ADDERS	DESCRIPTION	LIST PRICE
C60HSA	Aluminum hatch cover, hinged & lockable	
H602FG w/H600R	6" composite hub with 6" grommet hub	
H802FG	8" composite hub	
U600	6" Uniseal (deduct)	
GV200S w/PF200T	2" green vent w/ SS close nipple, 2" thd. vent flange	
GV300S w/PF300T	3" green vent w/ SS close nipple, 3" thd. vent flange	
LL050	Powder coated steel mini lifting lug	
LL050SS	Stainless steel mini lifting lug	
JB6S	Nema 4X Junction Box w/(4) 1/2" and (2) 3/4" cord grips	
JB8S	Nema 4X Junction Box w/(6) 1/2" and (2) 3/4" cord grips	
Encapsulated Steel Anti-float		



Freeflo™ Guiderail Duplex Package Systems

72" Diameter, 3" NPT Discharge

PART No.	DESCRIPTION	CAPACITY IN U.S. GALLONS	WEIGHT U.S. LBS.	LIST PRICE
FDFB72x60F-3P	72X60 Fiberglass Basin, With Fiberglass Anti-float	717	2035	
FDFB72X72F-3P	72X72 Fiberglass Basin, With Fiberglass Anti-float	786	2104	
FDFB72X84F-3P	72X84 Fiberglass Basin, With Fiberglass Anti-float	865	2183	
FDFB72X96F-3P	72X96 Fiberglass Basin, With Fiberglass Anti-float	945	2263	
FDFB72X108F-3P	72X108 Fiberglass Basin, With Fiberglass Anti-float	1024	2342	
FDFB72X120F-3P	72X120 Fiberglass Basin, With Fiberglass Anti-float	1103	2421	
FDFB72X132F-3P	72X132 Fiberglass Basin, With Fiberglass Anti-float	1183	2881	
FDFB72X144F-3P	72X144 Fiberglass Basin, With Fiberglass Anti-float	1262	2960	
FDFB72X156F-3P	72X156 Fiberglass Basin, With Fiberglass Anti-float	1352	3050	
FDFB72X168F-3P	72X168 Fiberglass Basin, With Fiberglass Anti-float	1442	3140	
FDFB72X180F-3P	72X180 Fiberglass Basin, With Fiberglass Anti-float	1532	3230	
FDFB72X192F-3P	72X192 Fiberglass Basin, With Fiberglass Anti-float	1628	3326	
FDFB72X204F-3P	72X204 Fiberglass Basin, With Fiberglass Anti-float	1728	3426	
FDFB72X216F-3P	72X216 Fiberglass Basin, With Fiberglass Anti-float	1829	3527	
FDFB72X228F-3P	72X228 Fiberglass Basin, With Fiberglass Anti-float	1930	3628	
FDFB72X240F-3P	72X240 Fiberglass Basin, With Fiberglass Anti-float	2030	3728	

Each Package System includes:

- Fiberglass Basin, with Fiberglass anti-float
- 3" NPT discharge FREEFLO Guiderail System, 1-1/4" 304 stainless steel guiderails
- 3" duplex SCH80 PVC discharge kit and 3" brass valves
- 4" composite hub with 4" grommet hub
- 2" composite electrical coupling & Stainless Steel float bracket with (4) cord grips
- 2" composite vent coupling
- Powder coated steel hatch cover, hinged & lockable

ADDERS	DESCRIPTION	LIST PRICE
C72HSA	Aluminum hatch cover, hinged & lockable	
H602FG w/H600R	6" composite hub with 6" grommet hub	
H802FG	8" composite hub	
U600	6" Uniseal (deduct)	
GV200S w/PF200T	2" green vent w/ SS close nipple, 2" thd. vent flange	
GV300S w/PF300T	3" green vent w/ SS close nipple, 3" thd. vent flange	
LL050	Powder coated steel mini lifting lug	
LL050SS	Stainless steel mini lifting lug	
JB6S	Nema 4X Junction Box w/(4) 1/2" and (2) 3/4" cord grips	
JB8S	Nema 4X Junction Box w/(6) 1/2" and (2) 3/4" cord grips	
Encapsulated Steel Anti-float		



DESCRIPTION

PART No.

PRICE

UNISEAL

A Positive Pipe-to-Tank Seal for Flat or Curved Surfaces

Topp Industries has developed UNISEAL PIPE SEALS, based on the needs and demands of the industries they serve. These seals are designed for holding tanks but work well in any application where pipe penetrations are required. Perfect for hydroponic growers, pond suppliers, and reef and marine industries. UNISEAL PIPE SEALS quickly create a secure watertight seal without any adhesive, hardware or threads and can be used through the walls of any container or filter box.

A lubricant is also available to ease the installation of UNISEAL PIPE SEALS and is used to coat the interior surface of the UNISEAL PIPE SEALS and the exterior of the pipe. An adhesive for a petroleum resistant bond between the UNISEAL PIPE SEALS and fiberglass, polyethylene and metals is also offered.

Other UNISEAL PIPE SEALS applications include wastewater lift stations, valve boxes, sump risers, pump stations, dispenser pans, junction boxes cooling systems and boats.

- Models available for accommodating 3/8" piping (through 1" hole) up to 6" piping (through 7" hole)
- Easy installation
- Tough, pliable thermoplastic material
- Excellent resistance to most chemical compounds, petroleum products, methanol, ethanol and most soil compounds
- Ideal for use with PVC, galvanized steel, copper, EMT, rigid conduit, fiberglass and polyethylene pipe

Pipe Seal for 3/8" Piping (.0675" OD), Through 1" Hole	U038
Pipe Seal for 1/2" Piping (.0840" OD), Through 1 1/4" Hole	U050
Pipe Seal for 3/4" Piping (2.000" OD), Through 1 1/4" Hole	U075
Pipe Seal for 1" Piping (2.005" OD), Through 1 3/4" Hole	U100
Pipe Seal for 1 1/4" Piping (2.000" OD), Through 2" Hole	U125
Pipe Seal for 1 1/2" Piping (2.000" OD), Through 2 1/2" Hole	U150
Pipe Seal for 2" Piping (3.005" OD), Through 3" Hole	U200
Pipe Seal for 2" Piping (SDR35 Pipe), Through 3" Hole	U200-35
Pipe Seal for 1 1/4" Piping (2.000" OD), through 3" Hole	U200-125
Pipe Seal for 1 1/2" Piping (2.000" OD), Through 3" Hole	U200-150
Pipe Seal for 3" Piping (4.000" OD), Through 4" Hole	U300
Pipe Seal for 2" Piping (3.005" OD), through 4" Hole	U320
Pipe Seal for Piping w/a 4.000" OD, Through 5" Hole	U390
Pipe Seal for 4" Piping (5.000" OD), Through 5" Hole	U400
Pipe Seal for 4" x SDR35 Piping (5.000" OD), Through 5" hole	U400-35
Pipe Seal for 3" Piping (4.000" OD), Through 5" Hole	U430
Pipe Seal for Piping w/a 5.000" OD, Through 5 1/2" Hole	U490
Pipe Seal for Piping w/a 6.000" OD, Through 7" Hole	U590
Pipe Seal for 6" Piping (7.005" OD), Through 7" Hole	U600
Pipe Seal for 6" x SDR35 Piping (7.009" OD), Through 7" Hole	U600-35
Electric Cord Grommet, Seals up to 3 cords Through a 2" Hole	UECG

This limited warranty is issued by Topp Industries, Inc. to the original purchaser of its sump/sewage basins and accessories and is neither transferable to nor enforceable by any other person, corporation, entity other than the original purchaser. This limited warranty and all implied warranties are limited in duration to one (1) year from the date the sump/sewage basin and/or accessories are delivered. Some states do not allow limitations on how long an implied warranty lasts, so the above limitation may not apply to you.

Topp Industries, Inc. warrants that the sump/sewage basin and/or accessories manufactured and assembled by it are fit for underground application against fracture and collapse under normal use and service as specified by Topp Industries, Inc.; provided however, the remedies under this warranty shall encompass only the repairing or supplying a replacement part for a defective part and Topp Industries, Inc. specifically excludes any obligation for consequential or special damages or incidental expenses for breach of this warranty or any implied warranty. Some states do not allow the exclusion or limitation of incidental or consequential damages, so the above limitations or exclusions may not apply to you.

The conditions for application of this warranty are as follows:

1. That the sump/sewage basin be installed in a vertical position. Under no circumstances shall the bottom of the basin be installed deeper than the total depth of the basin. The basin must be installed with a minimum of 75% of the basin below finished grade.
2. That the basin be used in a wastewater/sewage application.
3. That normal use and service shall mean any application that does not exceed the conditions created by totally submerging the basin in saturated soil with a density of 120 pounds per cubic foot.
4. Backfill must be a suitable material, as defined in the Topp Industries, Inc. Installation Reference Guide, compacted to a minimum soil modulus of 700 pounds per square inch.

This limited warranty does not apply to:

1. Items warranted separately by the manufacturer thereof, including, but not limited to submersible pumps and related fittings.
2. Defects or damage attributable to abuse, misuse, neglect or accident or other casualty following shipment by Topp Industries, Inc.
3. Damages resulting from errors in design specifications provided by the purchaser or its agents.
4. Damage due to improper handling or installation.
5. Normal wear and usage, or conditions resulting from normal wear or usage.

In the event of any fractured or collapsed sump/sewage basin and/or accessory claimed to be covered by the terms of this warranty, the claimant shall notify Topp Industries, Inc. within ten (10) days of its discovery and shall give Topp Industries, Inc. the opportunity to be present, through its agents or employees, before any alteration of the products and during the removal and inspection of the basin claimed to be defective and covered by this warranty. Topp Industries, Inc. will then, in the method it determines as its sole option to be necessary, repair or correct any such defect attributable to its manufacturing or assembly of the sump/sewage basin or accessory at its own cost and expense, exclusive of freight and any transportation costs.

There are no warranties, either expressed or implied, which extend beyond the description on the face hereof. This warranty gives you specific legal rights. You may also have other legal rights which may vary from state to state.

If you are in need of any additional information or assistance relating to matters covered by this Limited Warranty, contact Topp Industries, Inc. at 800-354-4534 or 574-223-3681, fax: 574-223-6106 or e-mail: toppindustries@toppindustries.com.



TOPP INDUSTRIES, INC.

P.O. Box 420 • Highway 25 North • Rochester, IN 46975
Phone: 574-223-3681 • Toll Free: 800-354-4534 • Fax: 574-223-6106
www.toppindustries.com • e-mail: toppindustries@toppindustries.com